

## Original Research Article

# Addition of Mackerel Fish Head Flavor Powder to Cilok's Preference Level

---

### ABSTRACT

This research aims to determine the appropriate level of the addition of mackerel fish head flavor powder to obtain the cilok most preferred by panelists. This research was conducted from September to December 2019 at the Fishery Product Processing Laboratory, Faculty of Fisheries and Marine Sciences Universitas Padjadjaran. The method used is experimental with 4 treatment levels of adding mackerel fish head flavor powder that is 0%, 5%, 6%, and 7% of the amount of tapioca flour and wheat flour used. The parameters observed were the level of preference for appearance, aroma, texture, and taste of cilok. Based on the research results it can be concluded that the most preferred cilok was obtained from the treatment of adding mackerel fish head flavor powder as much as 6%.

*Keywords: Cilok, flavor powder, mackerel fish head, preference level*

### 1. INTRODUCTION

Mackerel fish is a type of sea water fish from the pelagic fish group that has a distinctive aroma. Mackerel fish is the most important marine fishery commodity in several countries because it has high commercial value. The spread of this fish covers the entire West Pacific region from North Africa and the Red Sea to the waters of Indonesia, Australia, Fiji to the waters of China and Japan. The potential distribution of mackerel fish in Indonesia is almost in all waters of Java and Nusa Tenggara, Sumatera, Kalimantan, Sulawesi, Maluku, and Irian [1]. In 2017 the volume of mackerel fish production in West Java Province reached 4,223,764 kg [2].

The high consumption of people towards mackerel fish meat causes the resulting waste such as bones, heads and viscera of mackerel to increase. Several attempts have been made to utilize mackerel fish waste, such as making gelatin [3] and fish glue [4] derived from mackerel fish bones, block-shaped broth [5], and flavor powder made of mackerel fish heads [6].

The flavor is a combination of taste, smell, and mouth stimulation [7]. Flavor is an important factor in fresh and processed food, especially in fish-based products. This is because the flavor can affect the level of acceptance, preferences, and consumer consumption of a product. The flavor characteristics of a commodity are influenced by volatile and non-volatile flavor compounds [8]. Based on the physical form, flavor is classified into a liquid, emulsion, and solid form.

Making mackerel fish head flavor powder requires supplementary spices and fillers. The use of fillers aims to speed up the drying process, prevent heat damage during heating, increase

total solids, increase volume, and coat flavor components [9]. The filler used in this research is maltodextrin.

Mackerel head flavor powder can be used as a giver of distinctive aroma and taste in food. Examples of foods that can be added to this flavored powder are cilok. Cilok is one of the local food products originating from West Java and is a favorite snack for all groups of children and adults. Cilok is made from tapioca flour with additional supplementary spices such as sauce, soy sauce, and peanut sauce. Cilok has a round shape like meatballs but has different basic ingredients [10]. The addition of mackerel head flavor powder on cilok will affect the level of preference. Therefore research needs to be done to get the best cilok formulation with the addition of mackerel head flavor powder based on preference level.

## **2. MATERIALS AND METHODS**

### **2.1 Research Tools and Materials**

The tools used in the process of making cilok mackerel heads flavor powder namely basins, scales, analytical scales, knives, cutting boards, measuring cups, spoons, pans, stirrers, stoves, filters, ovens, trays, plastic soles, blenders, and sieves. The tools used in the organoleptic test are white plastic plates and questionnaire sheets.

The materials used in this research are as follows. The ingredients used in making mackerel head flavor powder consist of 700 gr mackerel fish heads, 15% maltodextrin from the broth produced, garlic, onion, salt, pepper, turmeric, and water as much as 1400 ml. The ingredients used in making cilok for each treatment were 100 g tapioca flour, 50 g wheat flour, garlic, salt, pepper, mackerel fish head flavor powder, and warm water.

The research was conducted in September to December 2019 at the Laboratory of Fisheries Product Processing at the Faculty of Fisheries and Marine Sciences, Universitas Padjadjaran.

### **2.2 Research Methods and Procedures**

The research method used was experimental with 4 treatments adding mackerel head flavor powder. The four treatments are as follows:

Treatment A = Addition of 0% mackerel fish head flavor powder (control)

Treatment B = Addition of 5% mackerel fish head flavor powder

Treatment C = Addition of 6% mackerel fish head flavor powder

Treatment D = Addition of 7% addition of mackerel fish head flavor powder

The addition of mackerel fish head flavor powder is based on the weight of tapioca flour and flour used in making cilok.

The process of making mackerel fish head flavor powder begins with fresh mackerel fish heads washed thoroughly then weighed. mackerel fish head mixed with water and seasonings. The ratio of mackerel fish head to water is 1: 2. The percentage of the amount of seasoning used is based on the amount of water. Seasoning formulations are presented in Table 1.

**Table 1. Seasoning Formulation in the Cilok Mackerel Head Flavor Powder Making**

Seasoning	Percentage Per Weight of Water Used for Broth Extraction
Garlic	2%
Onion	2%
Salt	5%
Pepper	0,1%
Turmeric	1%

Source: Modification of Ramadhani (2015)

Then the mackerel fish head, water, and seasonings are put in a pan and then boiled for 60 minutes with a boiling temperature of 85°C-100°C. The broth from the stew is filtered using a sieve to obtain pulp-free liquid (filtrate). Then the broth (filtrate) was added by maltodextrin as much as 15% of the weight of the resulting broth and then stirred for several minutes until homogeneous so that the liquid flavor was obtained. Furthermore, the flavored liquid is dried using an oven at 75°C for 60 minutes by pouring on a baking sheet and then flattened so that a thin thickness is obtained. The dried flavor has been crushed using a blender to form a powder. The flavor powder is sieved using a Tyler 80 mesh sieve to obtain the desired size of flavor powder. Then the flavor powder is packaged using zip lock plastic.

The process of making mackerel flavored head powder cilok consists of mixing ingredients, making cilok dough, molding the dough into small dots, and boiling. The formulation of cilok mackerel fish head flavor powder making refers to [11] with some modification. The formula is presented in Table 2.

**Table 2. Cilok Formulation with The Addition of Mackerel Head Flavor Powder**

Treatments	Tapioca Flour (g)	Wheat Flour (g)	Salt (g)	Garlic (g)	Pepper (g)	Water (ml)	Mackerel Head Flavor Powder (g)
A	100	50	5	2	0,4	100	0
B	100	50	5	2	0,4	100	7,5
C	100	50	5	2	0,4	100	9
D	100	50	5	2	0,4	100	10,5

### 2.3 Observed Parameters

The parameters observed in this research are the level of appearance, aroma, texture, and taste of cilok with the addition of mackerel fish head flavor powder tested using a hedonic test.

#### 2.3.1 Hedonic Test

The hedonic test is a test in which panelists are asked to give a personal response regarding likes or dislikes of a product and its level [12]. This test aims to determine the response of panelists to cilok products with the addition of mackerel head flavor powder based on the characteristics of color, aroma, texture, and taste. This test was conducted by 20 semi-trained panelists. The scale of hedonic test scores ranges from 1-9, namely 1 (very dislike), 3 (dislike), 5 (neutral / ordinary), 7 (like) and 9 (very like) [13].

#### 2.3.2 Data Analysis

Data from hedonic test results were analyzed statistically non-parametrically using a two-way analysis of the Friedman test with the Chi-square test [14]. If there are significant differences between treatments, then proceed with multiple comparison tests to determine the differences between treatments. Besides, the Bayes test was also conducted to determine the best treatment by considering the weighting of criteria and median values. Friedman's test formula is as follows:

$$x^2 = \left[ \frac{12}{bK(K+1)} \sum_{j=1}^k (R_j)^2 \right] - 3b(K+1)$$

Description:

$X^2$  = Friedman Test Statistics

b = Deuteronomy

K = Treatment

R<sub>j</sub> = Total ranking of each treatment

If there are the same numbers, a correction factor (FK) is calculated using the following formula:

$$FK = 1 - \frac{\sum T}{bK(K^2 - 1)}$$

$$X^2_c = \frac{X^2}{FK}$$

Description:

$T = \sum t_i^3 - \sum t_i$

t<sub>i</sub> = The number of same observation values for a rank in the i-block

The significant value of the observation price  $X^2_c$  can be determined by using the Chi-squared critical prices table with db = k-1;  $\alpha = 0.05$ . The decision rule to test the hypothesis is:

H<sub>0</sub> = The addition of mackerel head flavor powder to cilok does not have a significant effect on preference levels

H<sub>1</sub> = Addition mackerel head flavor powder to cilok has a significant influence on preference levels

If the calculated  $X^2_c < X^2_c$  table, then H<sub>0</sub> is accepted and H<sub>1</sub> is rejected. If the calculated  $X^2_c > X^2_c$  table then H<sub>0</sub> is rejected and H<sub>1</sub> is accepted. If H<sub>1</sub> is accepted, then the test is continued to find out the median values that are not the same or to find out the differences between treatments using multiple comparison tests. The multiple comparison test formula is as follows:

$$|R_i - R_j| \leq Z \left[ 1 - \frac{\alpha}{K(K-1)} \right] \sqrt{\frac{bK(K+1)}{6}}$$

Description:

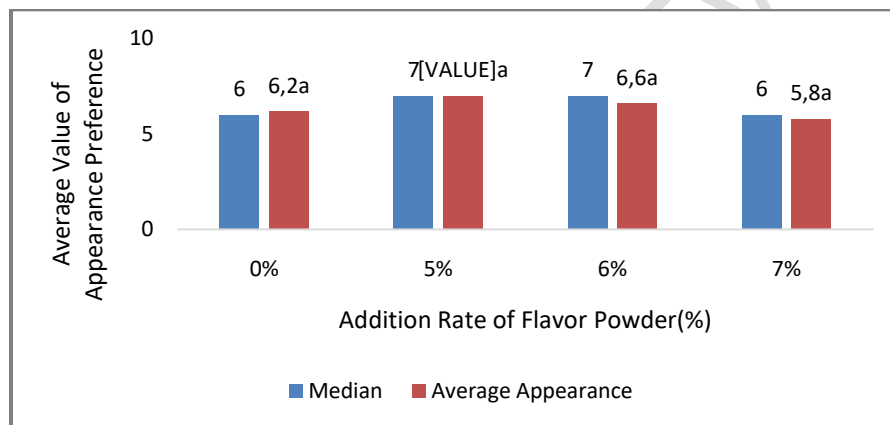
$ R_i - R_j $	= Difference in the ranking of each treatment
$R_i$	= Average rank of the i sample
$R_j$	= Average rank of the j sample
$\alpha$	= Experiment wise error
b	= The amount of data or repetition
K	= The number of treatments
Z	= Value in table Z for multiple comparison

### 3. RESULTS AND DISCUSSION

#### 3.1 Hedonic Test


##### 3.1.1 Appearance

Appearance is an important parameter to be assessed by panelists. Although the color may not be able to determine the level of absolute consumer preference, it can affect consumer acceptance [15]. The observations result of cilok's appearance is presented in Fig. 1.



**Fig. 1. The preference level of cilok's appearance**

Based on the panelist's assessment of cilok, the average value of the appearance level ranged from 5.8-7, which means that the cilok's appearance ranged from ordinary to preferred by the panelists. The highest average value of appearance preference level was found in cilok with the addition of 5% mackerel fish head flavor powder which was 7, while the lowest average value of appearance preference level was found in cilok with the addition of 7% mackerel fish head flavor powder which was 5.8. Cilok obtained from the addition of 5% mackerel fish head flavor powder has a slightly brownish yellow color. Cilok's appearance from various treatments can be seen in Fig. 2.



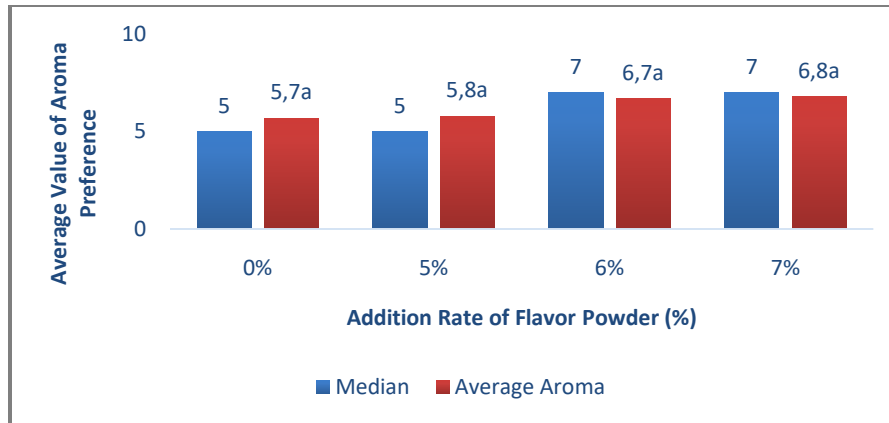
**Fig. 2. The appearance of cilok by various treatments of adding mackerel fish head flavor powder. (A) 0% treatment, (B) 5% treatment, (C) 6% treatment and (D) 7% treatment**

Based on the results of the Friedman statistical test showed that the level addition of mackerel fish head flavor powder did not significantly affect the preference level of cilok's appearance. It means that the cilok's appearance with the concentration addition of 7%, 6%, 5%, and 0% (control) mackerel head flavor powder is equally preferred by the panelists even though the color is a little different. The difference between cilok's color resulting from the addition of 5%, 6%, and 7% mackerel head flavor powder is not too significant so that it is still preferred by panelists even though the cilok's color treatment of 7% is the darkest compared to other treatments.

Based on Fig. 2 it can be seen that the higher concentration of addition mackerel head flavor powder causes the darker color of cilok. The brown color on cilok is thought to be caused by a non-enzymatic browning reaction in the form of the Maillard reaction. Maillard reaction is a reaction that occurs between carbohydrates, especially reducing sugars with free amine groups of protein to form brown melanoidin compounds. This compound gives a brownish color to cilok with the addition of mackerel fish head flavor powder. The reaction occurs during cilok boiling [16].

### **3.1.2 Aroma**

One important factor in determining the acceptance of a food product is the aroma. The aroma received by the nose and brain is a mixture of the four main smells, namely fragrant, rancid, sour, and charred. The aroma can determine the delicacy of food and become its attraction in determining the taste of a food product [17]. The observations result of cilok's aroma is presented in Fig. 3.



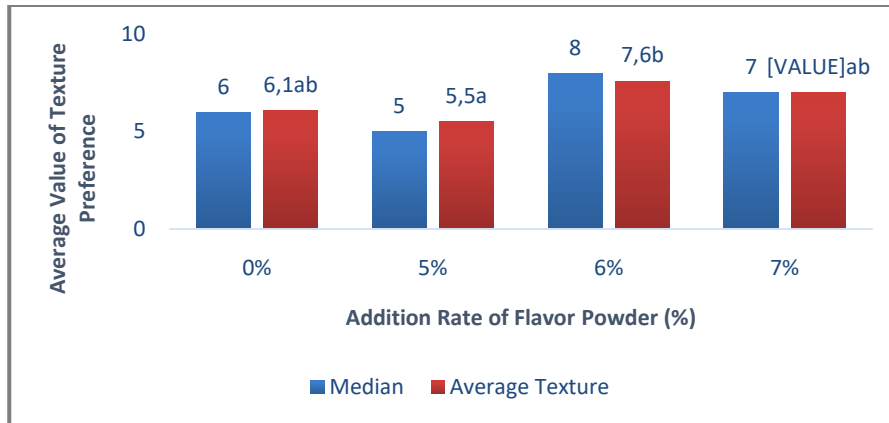
**Fig. 3. The preference level of cilok's aroma**

Based on the panelists' assessment of Cilok products, the average value of preference level of aroma ranges from 5.7 - 6.8, which means that the aroma of cilok is normal to the preferred level of the panelists. The highest average aroma value was found in Cilok from the treatment of adding 7% mackerel fish head flavor powder, namely 6.8, while the lowest average aroma value was found in Cilok from the treatment of adding 0% mackerel fish head flavor powder, namely 5.7. Based on the results of the Friedman statistical test, it shows that the treatment of adding mackerel fish head flavor powder does not affect the level of preference for the resulting cilok aroma. This means that the aroma of the peanut sauce 7% treatment is still favored by the panelists as well as the cilok obtained from the addition of 0%, 5%, and 6% mackerel fish head flavor powder treatment. This can be caused by the distinctive aroma of mackerel fish head flavor powder and not too fishy because the manufacturing process is added with spices.

This is different from the results of research by [18] regarding the use of tuna bone waste in the manufacture of cilok as a source of calcium. The treatment of the addition of tuna bone meal influences the likeness level of the resulting cilok aroma. Increasing the percentage of the addition of tuna bone flour causes the scent of cilok to get stronger so it is less liked by panelists.

### **3.1.3 Texture**

The texture is one of the criteria for determining the quality of a food ingredient. The texture of a food ingredient is closely related to the water content in that food. If a food item contains a large amount of water, then the food ingredient has a soft texture, and vice versa [18]. The observations result of cilok's texture is presented in Fig. 4.

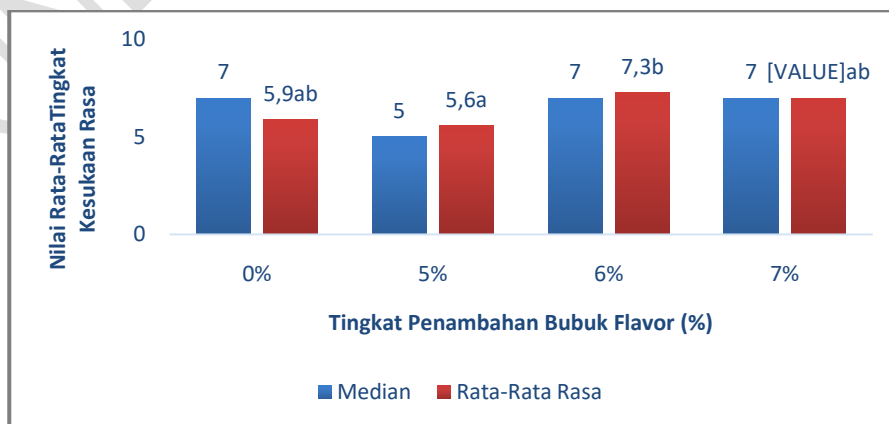


**Fig. 4. The preference level of cilok's texture**

Based on Fig. 4 it can be seen that the average value of the highest cilok texture preference level was obtained from the treatment of an additional 6% mackerel head flavor powder which was 7.6. Based on the results of the Friedman statistical test, it shows the treatment of addition mackerel fish head flavor powder has a significant effect on the preference level for the cilok texture. Furthermore, the results of the multiple comparison test showed that the preference level for cilok texture obtained from the addition of 5% mackerel fish head flavor powder treatment was significantly different from the 6% treatment but not significantly different from the 0% and 7% treatments. The treatment of addition 6% mackerel fish head flavor powder produced the most preferred of cilok texture by panelists because the texture was chewy, not hard, and slightly soft. The higher concentration of the addition of mackerel fish head flavor powder causes the cilok texture is getting chewier, not hard and soft. This is similar to the research conducted by [19] regarding the addition of carrot flour to cilok. The higher concentration of addition carrot flour, the chewier, and more tender the cilok texture will be.

### **3.1.4 Taste**

Taste is one of the factors that play an important role in determining a consumer's final decision to accept or reject food [7]. Taste is a response to chemical stimulation that reaches the taste buds, especially the basic types of sweet, sour, salty, and bitter flavors [20]. The results of observations on the level of cilok taste preference from various treatments of adding mackerel fish head flavor powder are presented in Fig. 5.





**Fig. 5. The preference level of cilok's taste**

Based on the results of the Friedman statistical test, it shows that the treatment level of addition of the mackerel fish head flavor powder has a significant effect on the level of preference for the resulting cilok taste. Furthermore, based on the results of the multiple comparison test, it showed that the addition of 6% mackerel fish head flavor powder resulted in the preferred level of peanut flavor that was the most preferred by the panelists. The 6% treatment was significantly different from the 5% treatment, but not significantly different from the control treatment and 7% treatment. The treatment of adding 6% mackerel head flavor powder resulted in the highest average value of cilok taste preference, namely 7.3. The increasing level of adding mackerel fish head flavor powder will produce cilok which has a stronger and more savory fishy taste. Nevertheless, the treatment of adding 7% mackerel fish head flavor powder produced cilok which was accepted and favored by panelists.

This is by [21] that the higher the level of adding catfish head meal to cilok production, the more savory the taste. This is because the nature of fish meal is savory. The savory taste is formed by the type of amino acids glutamate and aspartic acid contained in the flavor powder of mackerel fish head [22].

### 3.2 Decision Making by the Bayes Method

Decision making using the Bayes method is used to analyze the best decision making by considering the weighting of criteria and median values [23]. The weight of the criteria is obtained by performing a pairwise comparison test on the appearance, aroma, texture, and taste parameters of cilok obtained from various treatments of adding mackerel head flavor powder and the calculation results are presented in Table 3.

**Table 3. Weight of criteria for cilok mackerel head flavor powder**

Criteria	Weight of criteria
Appearance	0,09
Aroma	0,16
Texture	0,19
Taste	<b>0,56</b>

Based on the calculation of the weight of criteria, the taste parameter has the highest criterion weights which are 0.56. This shows that the taste parameter is the most important parameter according to panelists in choosing cilok mackerel head flavor powder. The second important parameter is a texture with a weight of criteria 0.19; aroma 0.16 and appearance 0.09. Furthermore, the calculation results of the Bayes method in determining the best treatment by considering the appearance, aroma, texture, and taste criteria are presented in Table 4.

**Table 4. Decision matrix valuation cilok mackerel head flavor powder with Bayes method**

Treatment (%)	Criteria				Alternative value	Priority value
	Appearance	Aroma	Texture	Taste		
0	6	5	6	7	6,40	0,25
5	7	5	5	5	5,17	0,20
6	7	7	8	7	<b>7,19</b>	<b>0,28</b>

	7	6	7	7	7	6,91	0,27
<b>Weight of Criteria</b>		0,09	0,16	0,19	<b>0,56</b>	25,67	1

Based on the decision matrix with Bayes method obtained the result that the cilok with the addition of 6% mackerel head flavor powder has the highest alternative value and priority value, namely 7.19 and 0.28. Thus the addition of 6% mackerel head flavor powder is the best treatment according to panelist's preference.

#### 4. CONCLUSION

Based on the result of research can be concluded that the most preferred cilok by panelists is obtained from the addition of 6% mackerel head flavor powder.

#### REFERENCES

1. Sudariastuty, E. Mackerel Fish Processing. Marine and Fisheries Counseling Center. Jakarta; 2011.
2. One Marine and Fisheries Data. Production Volume of 10 Main Commodities in the Sea by Province in 2017. Badan Pusat Statistik. Jakarta; 2018.
3. Rodiah S, Mariyamah, Ahsanunnisa R, Erviana D, Rahman F. Utilization of Mackerel Fish Bone Waste as a Source of Halal Gelatin Through Acid Solution Hydrolysis with Varying Acid Ratios. *ALKIMIA: Journal of Applied and Chemical Science*. 2018;2(1):34-42.
4. Handoko T, Rusli SO, Sandy I. The Effect of Types and Acid Concentrations, Temperatures, and Extraction Time on The Fish Glue Characteristic Obtained from Mackerel Fish Bone Waste. *Reactor*. 2011;13(4):237-241.
5. Jaya FM. 2011. Arrow-Barred Spanish Mackerel and Snakehead Cube-Block Characteristic Under Different Concentration of Cassava Flour. *Journal of Fisheries Science and Aquaculture*. 2011;6(1):1-13.
6. Ramadhani AR. The Sensory Characteristic of Mackerel Fish Head Flavor Powder with Wheat Flour Filler. Thesis. Faculty of Fisheries and Marine Science, Padjadjaran University. Jatinangor; 2015.
7. Manurung LDI, Mustakim, Siregar E. The Production of Shrimp Waste Flavor (*Penaeus monodon*) with Different Seasoning Composition. *Berkala Perikanan Terubuk*. 2014;42(1):9-20.
8. Pratama RI, Rostini I Rochima E. Profile of Amino Acids, Fatty Acids, and Volatile Component of Fresh Carp (*Osphronemus gouramy*) and Steamed. *JPHPI*. 2018;21(2):218-231.
9. Mulyani T, Yulistiani R, Nopriyanti M. The Making Markisa Juice Powder Using Foam Mat Drying Method. *Rekapangan Journal*. 2014;8(1):22-38.
10. Widyaningsih TW. Alternatives to Substitute Formalin in Food Products. Surabaya: Trubus Agirasana; 2006.
11. Lestari S, Adi AC. Addition of Catfish (*Clarias gariepinus*) and Isolated Soy Protein to Acceptability and Protein Content of Cilok. *Indonesian Nutrition Media*. 2016;11(2):160-166.
12. Sofiah BD, Achsyar TS. Sensory Assessment Books. 1st ed. Padjadjaran University. Jatinangor; 2008.
13. National Standardization Agency. Instructions for Organoleptic and or Sensory Testing of Fishery Product. National Standardization Agency. Jakarta; 2011. SNI 01-2346.1-2011

14. Sudrajat M. Non-Parametric Statistics. Faculty of Fisheries and Marine Science, Padjadjaran University. Jatinangor; 1999.
15. Rochima E, Pratama RI, Suhara O. Chemical and Organoleptic Characterization of Pempek Which Addition of Bone Fish Flour from Cirata Reservoir. *Jurnal of Aquatics*. 2015; VI(1):78-86.
16. Mualim A, Lestari S, Hanggita SRJ. Nutritional Content and Characteristics of Wet Noodle with Substitute Meat Golden Snail. *Fishtech*. 2013;II(1):74-82.
17. Muhamad SB, Afrianto E, Kurniawati N. Fortification of Tilapia Meat Against the Characteristic of Organoleptic and Chemical Kecimpring. *Journal of Fisheries and Marine Science*. 2017;VIII(1):174-178.
18. Susanto AH, Ridho R, Sulistiono. Utilization of Tuna Waste in the Manufacture of Cilok as a Source of Calcium. *LEMURU*. 2019;1(1):25-33.
19. Khoirunnisa, Waluyo, Hidayat N. Study of Physical Properties, Organoleptic Properties, and Levels of Beta Carotene Cilok with a Variation of Carrot (*Daucus carota*) Flour. *Nutrient Journal*. 2014;17(1):25-29.
20. Lekahena VNJ. Influence of the Addition of Tapioca Flour Concentration on Nutritional Composition and Evaluation of Sensory Red Meat Nugget of Yellowfin Tuna. *Agribusiness and Fisheries Science Journal*. 2016;9(1):1-8.
21. Apriyana I. Influence of the Addition of Catfish (*Clarias* sp) Head Flour in the Manufacture of Cilok to Protein Levels and Its Organoleptic Properties. *Unnes Journal of Public Health*. 2014;3(2):1-9.
22. Suharso T. The Manufacture of Tiger Prawn Head Flavor Powder Enzymatically as an Instant Food Seasoning. Thesis. Faculty of Fisheries and Marine Science, Bogor Agricultural Institut. Bogor; 2006.
23. Fajrita I, Junianto, Sriati. The Preference Level of Petis from Liquid of Milkfish with The Addition of Different Tapioca Flour. *Fisheries and Marine Journal*. 2015;7(2):121-127