

## Effects of pre-sowing treatments and abiotic stress on the germination of *Ceratonia siliqua* seeds of four biomes Moroccan

### Abstract

In order to improve the germination rate of carob seeds (*Ceratonia siliqua* L.), we studied the morphological characteristics of the fruits (pod and seeds, integumentary hardness and tolerance to abiotic stress of the seeds of seven ecotypes of carob trees from four regions of Morocco. The fruits of its seven populations were studied according to seven discriminative characteristics relating to the pods (length, width, thickness, the total number of seeds, the total weight of the pulp, the yield of the seeds in the pod and the yield of pods per tree) and four discriminative characteristics relating to the seeds, namely the length, the width, the thickness and the total fresh weight of the seeds. Integumentary hardness was evaluated by pretreating the seeds with boiling water and 95% sulfuric acid. Similarly, we also followed the evolution of water absorption by the seeds during 4 days and we evaluated on these pre-treated lines, the effects of different incubation temperatures (10 °C, 25 °C and 40 °C), their tolerance to different concentrations of NaCl, PEG6000 (0MPa, -0.5MPa, -1MPa and -1.5MPa) and their reversibility. The morphological characterization of the fruits allowed us to group the populations studied into three groups. Soaking the carob seeds in sulfuric acid for 20 minutes improved the germination rate and speed. The evolution of water absorption makes it possible to distinguish two phases. The first phase is obtained during the first 24 hours and is characterized by a rapid penetration of water, and the second phase which lasts over the last 72 hours and which is characterized by a slow entry of water. The optimum temperature for germination of seeds from all provenances is 25 °C. The germination behavior of carob under conditions of osmotic stress demonstrated a highly significant treatment effect (concentration of PEG6000) on the rate and mean time of germination and revealed that this species is very resistant to drought. This study also showed that salt has a depressive effect on the average germination rate and time and the length of radicles. The results of the reversibility test obtained show that the germination of seeds transferred from osmotic stress and salt stress (-0.5, -1 and -1.5 MPa) and from the temperature of 40 °C. is totally inhibited. On the other hand, seeds transferred from a temperature of 15 °C resume germination under optimal conditions. This study allowed us to select a variety with high yield and tolerant to various biotic constraints.

**Keywords:** morphological characterization, *Ceratonia siliqua*, seed germination, scarification, reversibility, water stress, salt stress, temperature.

## Introduction

Carob tree (*Ceratonia siliqua* L.) is an endemic, aromatic and medicinal plant (Sbay, 2008) which is currently among the most efficient forest, fruit and fodder trees in Morocco. Thanks to its biological and ecological peculiarity, it has been included in the national priority list as a forest resource for conservation. Indeed, it is an agro-sylvo-pastoral species that can be used for the rehabilitation of degraded soils, thanks to its ability to adapt to different edapho-climatic conditions (Ait Chitt *et al.*, 2007; Barwick, 2004). This evergreen tree has a very high economic profitability compared to other fruit species. The carob tree is a tree-like Caesalpiniaceae, spontaneous or cultivated, and of great economic importance, it tolerates drought well, explaining its wide distribution in arid and semi-arid regions of the Mediterranean climate (Correia *et al.*, 1992; lo Gullo *et al.*, 1988; Gharnit *et al.*, 2001; Gharnit *et al.*, 2005).

Abiotic stresses cause significant losses in agricultural production across the world (Jakab *et al.*, 2005; Hanumantharao *et al.*, 2016). Salinity and drought in particular significantly affect crop yields in arid and semi-arid regions (Patanè *et al.*, 2013; Gamalero *et al.*, 2020). In Morocco, soil salinization is taking on alarming dimensions by reducing arable land and threatening the food balance of these regions (Kinet *et al.*, 1998). The introduction of indigenous species resistant to aridity, has been adopted since 1920, as one of the means used to recover degraded soils in West Asia and North Africa (Martins-Loução *et al.*, 1996). Seed germination is usually the most critical stage for the establishment of seedlings in domestication and/or planting (Almansouri *et al.*, 2011; Hamrouni *et al.*, 2012; Walbott *et al.*, 2018; Bhatt *et al.*, 2019). The study of the germination requirements of the species in combination with the physical parameters of its environment makes it possible to reason the early choice of the plant material best suited to the dry environment (Bell *et al.*, 1992; Tetsuto *et al.*, 2011; Cavallaro *et al.*, 2016; Hadi *et al.*, 2018). Likewise, water stress is also considered among the unfavorable factors that can affect seed germination and therefore seedling quality and yield (Larbi *et al.*, 2000; Hamrouni *et al.*, 2012). Water stress affects several plant functions, such as stomatal conductance (Penuelas *et al.*, 1992; Yagoubi, 1993), photosynthesis (Moran *et al.*, 1994; Yuan *et al.*, 2014) and leaf area (Penuelas *et al.*, 1992; Haffani *et al.*, 2017). A decrease in the water content of the plant immediately results in a reduction in growth in size even before photosynthesis is affected (Turner 1997). According to Amigues *et al.* (2006), the consequences of a drought depend on its onset period compared to the crop stage and on its duration of action. With this in mind, and in order to study the germination requirements of the seeds of the carob tree and their tolerance to abiotic constraints, we have studied the scarifying power of sulfuric acid and boiling water in combination with the main environmental constraints affecting the seed germination. In this context, we focused on the study of germination under conditions of salt, water and heat stress.

**Comment [A1]:** Please add the citation relate to requirement of seed in terms of viability and vigor (germination stage), because the treatment given to the seed not to the plant

## Materials and Methods

### Sample collection

Seven populations of Carob tree (*Ceratonia siliqua* L) from four regions of Morocco were studied (Table 1). The pods were harvested in August 2017 in four localities: Meknes, Fez, Marrakech and Khémisset. Samples were collected in sterile Stomacher bags and transferred for testing to the Laboratory.

**Table 1** : Geographical and climatic data of the *Ceratonia siliqua* L. seed collection stations

Group	Sex	Origin	Latitude N	Longitude W	Altitude (m)	Geographic region
P1	Femelle	Meknes	33° 53' 42"	5° 33' 17"	560	Tray saïis
P2	Femelle	Fez	34° 03' 00"	4° 58' 59"	579	Tray saïis
P3	Femelle	Marrakech	31° 37' 48"	8° 00' 00"	450	High Atlas
P4	Femelle	Marrakech	31° 37' 48"	8° 00' 00"	450	High Atlas
P5	Femelle	Marrakech	31° 37' 48"	8° 00' 00"	450	High Atlas
P6	Femelle	Khemisset	33° 49' 0"	6° 4' 0"	409	Central Board
P7	Femelle	Fez	34° 03' 00"	4° 58' 59"	579	Tray saïis

### Morphological characterization of carob fruits

The morphological characters of the fruits (pod and seeds) were determined randomly on fifteen pods per carob tree population (*Ceratonia siliqua* L.). Six characteristics were measured at the pod level, namely length, width, thickness, number of seeds, fresh pod weight (g) and yield (weight of seeds/weight of pod \*100). Four discriminative characteristics relating to seeds were determined: length, width, thickness and total weight of seeds /pods (g).

### Effect of pretreatment on germination

The seeds of the carob tree have a thick, hard seed coat. In order to determine their optimum germination conditions, we investigated the variability in mantle hardness that might exist between seeds from different regions. Two pretreatments were carried out in comparison with the control, the first consists in soaking the seeds in boiling water at 100°C and for 20 min and the second process was carried out by immersing the seeds in concentrated sulfuric acid (H<sub>2</sub>SO<sub>4</sub> at 95%) for 20min. Prior to pretreatment, the seeds were washed with 10% bleach for 2 min and then rinsed three times with sterile distilled water. After overnight soaking at 4°C, the seeds were germinated in the dark in plastic petri dishes containing the sterile filter paper soaked in sterile water. To study the influence of the thermal factor (Ben Dkhil and Denden, 2014), three repetitions per treatment for a period of ten days and at a rate of 20 seeds per box were carried out at three different temperatures (10°C, 25°C, and 40°C).

### Effect of salinity on germination

The germination tests under salt constraints were established using the optimum germination conditions determined from the previous pretreatments. The seeds were first immersed in sulfuric acid for 20min, then washed in distilled water for 15min. Seed germination was carried out in the dark and at the optimum germination temperature (25°C) in Petri dishes watered daily with distilled water containing different concentrations of NaCl (0MPa, -0.5MPa, -1MPa, and -1.5MPa) (Cavallaro V., et

*al.*, 2016). The counting of germinated seeds was carried out daily, for a duration of the test of 15 days.

### **Effect of osmotic stress on germination**

The germination tests were carried out in the dark and at the optimum germination temperature (25°C) under different levels of water potentials using PEG (molar mass = 6000), while maintaining a stable and uniform water potential during the entire experimental period (Michel and Kaufmann, 1973). The values of the water potential tested are 0MPa, -0.5MPa, -1MPa and -1.5MPa (Cavallaro *et al.*, 2016). The duration of the test was fixed at the period of germination which was spread over 12 days and the counting of sprouted seeds was done daily.

Three variables were used to assess the germination of the seven groups of carob:

- The final germination rate (GF) which is expressed by the ratio of the number of germinated seeds to the total number of seeds,
- The mean time to germination (TMG):  $TMG = \frac{\sum Dn}{\sum n}$ , where D the days from the start of the germination test, and n is the number of newly germinated seeds on day D (Gunes *et al.*, 2013b)
- Radicle length: Radicle length measurements were also performed for each treatment during the germination test (Cavallaro *et al.*, 2016).

### **Germination reversibility test**

This test looks at seeds germinated under different abiotic stresses (osmotic, saline and thermal) and which have not germinated. This involves transferring them again for germination under optimal conditions (sterile distilled water and T = 25°C. (Ben Dkhil and Denden, 2014).

### **Water retention capacity of the seeds**

For each treatment, the fresh weight of seeds germinated at 24, 48, 72, 96 h of imbibition was measured. The seeds were placed in petri dishes as described for the germination experiments, removed every 24 hours after the start of imbibition and weighed (Cavallaro V., *et al.*, 2016).

The water retention capacity is calculated as follows:  $\text{Water retention capacity} = \frac{(P2-P1)}{P1} * 100$

### **Statistical Analysis**

All data were analyzed by ANOVA using SPSS Statistics 26 software. Means  $\pm$  standard error were calculated from the morphological parameters studied. The difference in means was compared by Tukey's test at the threshold  $p \leq 0.05$  and the measurements were carried out in fifteen copies (n = 15). Hierarchical classification was performed using SPSS 26.0 software according to the group distance aggregation method, which is based on the proximity distance matrix. The resulting dendrogram was normalized against Pearson's correlation. However, to evaluate the effects of water stress, salinity,

**Comment [A2]:** It should be detailed in the design of the experiment related to ANOVA analyses. Because there were three pre-sowing treatments and three abiotic stresses (osmotic, saline and thermal) from seven populations of carob in four regions in this experiment.

temperature and their interactions on different parameters of germination and on seedling growth. The difference in means was verified by Dunnett's test at the threshold  $p \leq 0.05$ . Each test is carried out in three replicates of 30 seeds per group. The presented graphs and tables were produced by Graphpadprism 6 software. The different letters on the tables and the graphs indicate a different meaning at  $p \leq 0.05$ .

## Results

### Morphological characterization of the seven groups of carob trees

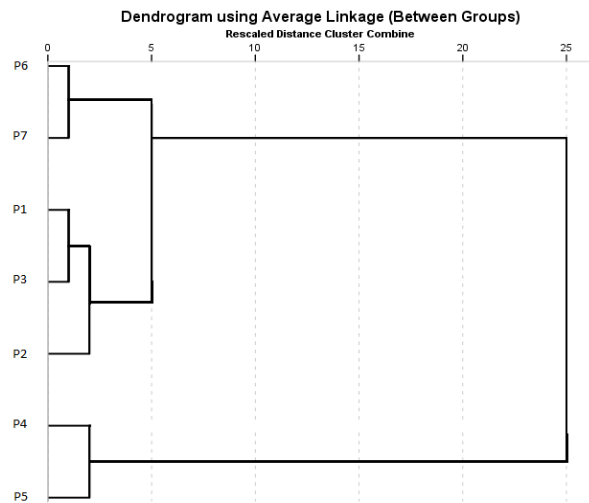
The morphological characterization of the fruits of seven populations of carob tree was studied. The results obtained are shown in Table 2. The characteristics related to the size of the pods vary from one group to another. The values for length, width, thickness, number of seeds per pod and fresh pod weight (g) varied from  $9.947 \pm 1.047$  cm (P3) to  $21.400 \pm 1.160$  cm (P5), from  $1.600 \pm$  respectively  $0.130$ cm (P5) to  $1.713 \pm 0.119$  cm (P1), from  $0.373 \pm 0.046$  (P2) to  $0.653 \pm 0.062$  cm (P5), from  $7.510 \pm 0.892$  (P4) to  $17.133 \pm 1.187$  (P7) and  $3.765 \pm 0.456$  (P2) at  $14.650 \pm 1.137$ g. From the above, it emerges that there was a significant difference between the means of length, number of seeds per pod and fresh pod weight ( $p \leq 0.05$ ). In contrast, there were no significant differences in width, thickness. Regarding the seeds, the length of the seed varies between  $0.606 \pm 0.034$ cm (P4) and  $0.807 \pm 0.046$  cm (P7), the width varies between  $0.391 \pm 0.017$  cm (P4) and  $0.633 \pm 0.049$  cm (P7), the thickness seed varies between  $0.287 \pm 0.035$  cm (P2) and  $2.311 \pm 0.244$  cm (P5), the total weight of seed per pod varies between  $0.787 \pm 0.046$ g (P5) to  $3.079 \pm 0.280$ g (P7) and seed yield is between  $21.381 \pm 1.947\%$  (P4) and  $32.595 \pm 2.348\%$  (P7). There was a significant difference between the means of the thickness of the seed, the total weight of seed per pod and the seed yield ( $p \leq 0.05$ ). On the other hand, the length of the seed, the width are not significantly different.

The hierarchical analysis based on the results of the study of morphological characters allows us to identify in three groups of populations (FigureFigure 1). The first group includes populations P1, P2, and P3 from Meknes, Fès and Marrakech. They are characterized by their small and thick pods and medium yield. The second group consists of P4 and P5, these populations of Marrakech origin are related. They are characterized by long and heavy pods, with a number of seeds and a reduced yield. The third group consists of P6 (Khémisset) and P7 (Fès) which is characterized by a yield and a fairly large number of seeds with an average size of pods.

**Table 2 :** Morphological characterization of pods and seeds of seven groups of *Ceratonia siliqua* L

Group	Pods						Seeds			
	Length (cm)	Width (cm)	Thickness (cm)	Fresh pod weight (g)	Number of seeds/ pod	Yield (%)	Total weight of seeds (g)	Length (cm)	Width (cm)	Thickness (cm)
P1	10,300±0,720 <sup>a</sup>	1,713±0,119 <sup>a</sup>	0,533±0,062 <sup>a</sup>	6,226±0,679 <sup>a</sup>	9,867±1,167 <sup>a</sup>	29,125±2,849 <sup>a</sup>	1,819±0,259 <sup>a</sup>	0,800±0,065 <sup>a</sup>	0,607±0,026 <sup>a</sup>	0,399±0,004 <sup>a</sup>
P2	10,900±0,996 <sup>a</sup>	1,420±0,041 <sup>a</sup>	0,373±0,046 <sup>a</sup>	3,765±0,456 <sup>c</sup>	11,200±1,042 <sup>b</sup>	28,651±2,342 <sup>a</sup>	1,108±0,201 <sup>a</sup>	0,753±0,052 <sup>a</sup>	0,573±0,046 <sup>a</sup>	0,287±0,035 <sup>a</sup>
P3	9,947±1,047 <sup>a</sup>	1,507±0,153 <sup>a</sup>	0,513±0,064 <sup>a</sup>	6,349±0,946 <sup>a</sup>	10,533±1,187 <sup>a</sup>	25,647±1,346 <sup>b</sup>	1,639±0,210 <sup>a</sup>	0,793±0,046 <sup>a</sup>	0,613±0,035 <sup>a</sup>	0,393±0,026 <sup>a</sup>
P4	14,240±1,218 <sup>b</sup>	1,712±0,083 <sup>a</sup>	0,565±0,061 <sup>a</sup>	11,550±1,46 <sup>d</sup>	7,510±0,892 <sup>c</sup>	21,381±1,947 <sup>c</sup>	0,803±0,029 <sup>a</sup>	0,606±0,034 <sup>a</sup>	0,391±0,017 <sup>a</sup>	1,603±0,216 <sup>b</sup>
P5	21,400±1,160 <sup>c</sup>	1,600±0,130 <sup>a</sup>	0,653±0,062 <sup>a</sup>	14,650±1,137 <sup>b</sup>	8,912±0,786 <sup>a</sup>	25,967±2,060 <sup>b</sup>	0,787±0,046 <sup>a</sup>	0,676±0,045 <sup>a</sup>	0,413±0,042 <sup>a</sup>	2,311±0,244 <sup>c</sup>
P6	13,080±1,022 <sup>d</sup>	1,553±0,074 <sup>a</sup>	0,520±0,056 <sup>a</sup>	7,243±0,570 <sup>c</sup>	13,867±1,685 <sup>c</sup>	26,498±1,870 <sup>b</sup>	1,919±0,188 <sup>c</sup>	0,787±0,035 <sup>a</sup>	0,560±0,063 <sup>a</sup>	0,393±0,059 <sup>a</sup>
P7	15,507±1,522 <sup>c</sup>	1,653±0,099 <sup>a</sup>	0,547±0,052 <sup>a</sup>	9,573±1,287 <sup>c</sup>	17,133±1,187 <sup>d</sup>	32,595±2,348 <sup>d</sup>	3,079±0,280 <sup>b</sup>	0,807±0,046 <sup>a</sup>	0,633±0,049 <sup>a</sup>	0,400±0,000 <sup>a</sup>

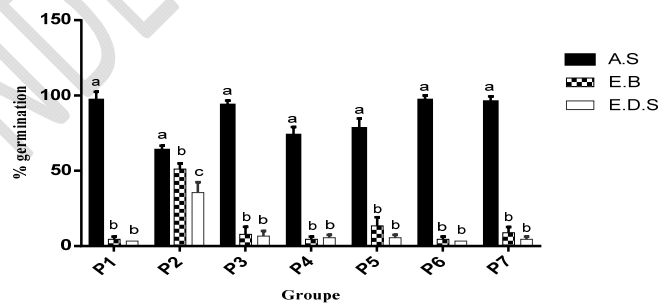
Data represent Mean ± SE of replicates (n = 15). Values in the same columns with different letters are significantly different by Tukey's multiple comparison test at  $p \leq 0.05$



**Figure 1.** Hierarchical classification according to the morphological characters of the seven groups of carob tree (*Ceratonia siliqua* L.).

**Effect of scarification on germination.**

The variations in germination rates according to the different scarification pretreatments over 10 days (Figure 2), shows that scarification with sulfuric acid allows for a faster start of germination. Indeed, higher germination rates of 96.67% were obtained with scarification with sulfuric acid compared with the other pretreatments tested namely scarification with boiling water (47.78%) and with sterile distilled water (35.55%). These results are confirmed by analysis of variance ( $p < 0.05$ ) which revealed a very highly significant pretreatment effect on germination rates.



**Figure 2 :** Germination rate of carob seeds from four regions of Morocco under the effect of different pretreatments. EDS: sterile distilled water (Control), EB: boiling water, AS: Sulfuric acid. Different letters indicate different meaning.

### **Effect of water, salt and heat stress on the water retention capacity of seeds**

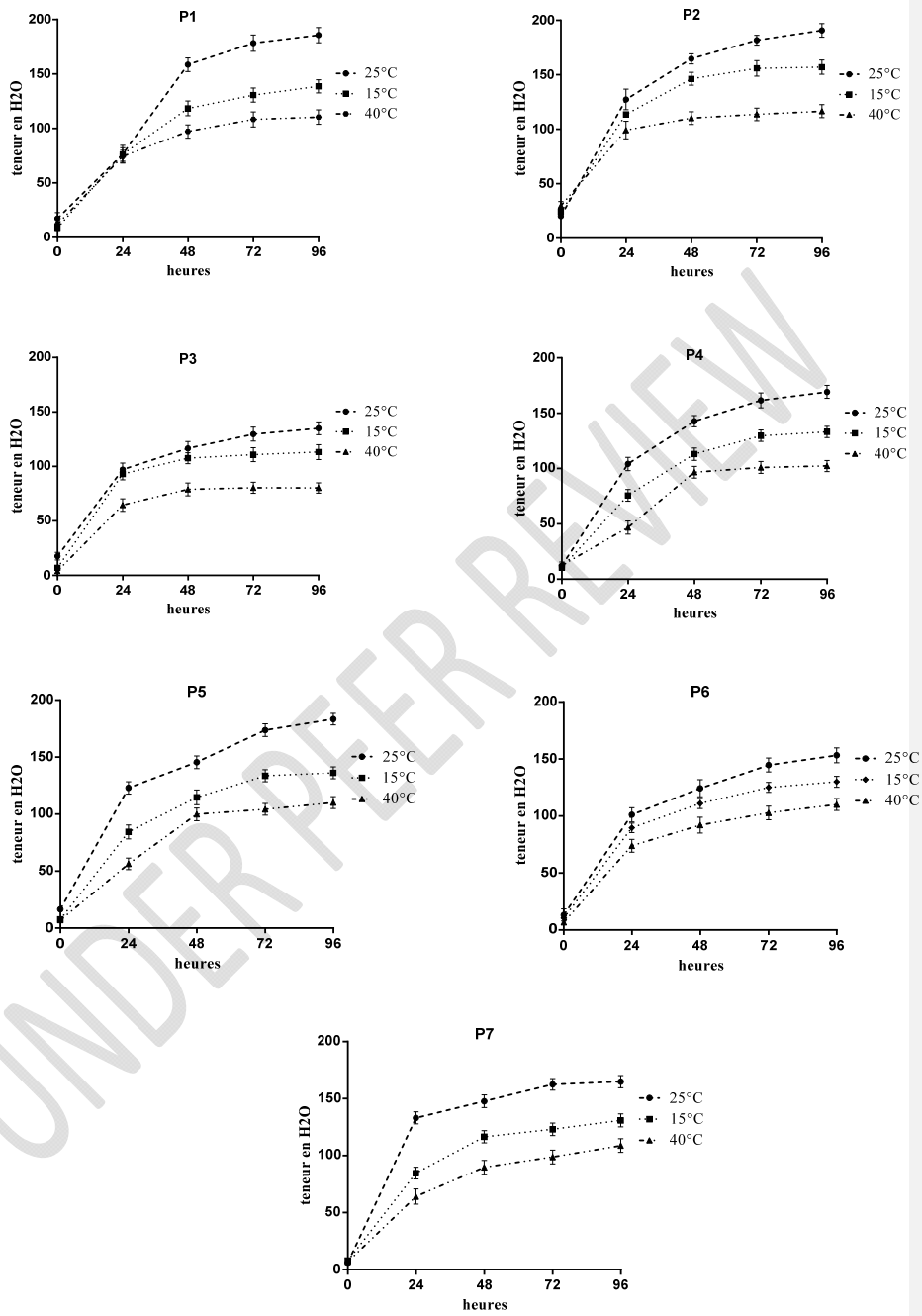
A separate statistical analysis was carried out for each population according to the abiotic constraints studied, namely temperature, water stress and salt stress (figureFigures 3, 4 and 5). The moisture content of the seeds, measured every 24 hours, was significantly affected by temperature (figureFigure 3), water potential (figureFigure 4) and salt stress (figureFigure 5). Regardless of the population, there are increasing reductions in water absorption over time at high and low temperatures, at low concentrations of PEG6000, and NaCl. The evolution of water absorption makes it possible to distinguish two phases. The first phase is obtained during the first 24 hours and is characterized by a rapid penetration of water, and the second phase which lasts over the last 72 hours and which is characterized by a slow entry of water. Our results also show on the one hand that the water retention capacity of seeds soaked in PEG6000 is greater than those recorded in seeds soaked with NaCl and on the other hand a high absorption in seeds soaked at 15°C by compared to those soaked at 40° C.

### **Effect of temperature on germination.**

The comparison of the average germination rates and times of seeds from different regions of Morocco as a function of temperature, shows very high seed germination rates and speeds at 25°C. The germination power in all the populations studied varies between 93.33% to 100% for the temperature of 25°C and 3.33% to 17.78% for the temperature of 10°C, while the seeds germinated at 40°C undergo inhibition thermal (figureFigure 6a). The best average germination time of carob seeds under different temperatures is 3.16 days at 25°C (FigureFigure 6b). Thus, following these results obtained by these various pretreatments, the salt and water stress tests are carried out at a germination temperature of 25°C and with a preliminary pretreatment with sulfuric acid.

The variation in the length of the radicles of carob seeds under the effect of the different temperatures tested (figureFigure 6c), also shows that the temperature 25°C has a remarkable effect on the length of the radicle of the seeds of the carob tree coming from different regions. of Morocco compared to other temperatures 10°C and 40°C.





**Figure 3** : Determination of the moisture content of carob seeds germinated at 10, 25 and 40 °C ( $p \leq 0.05$ )

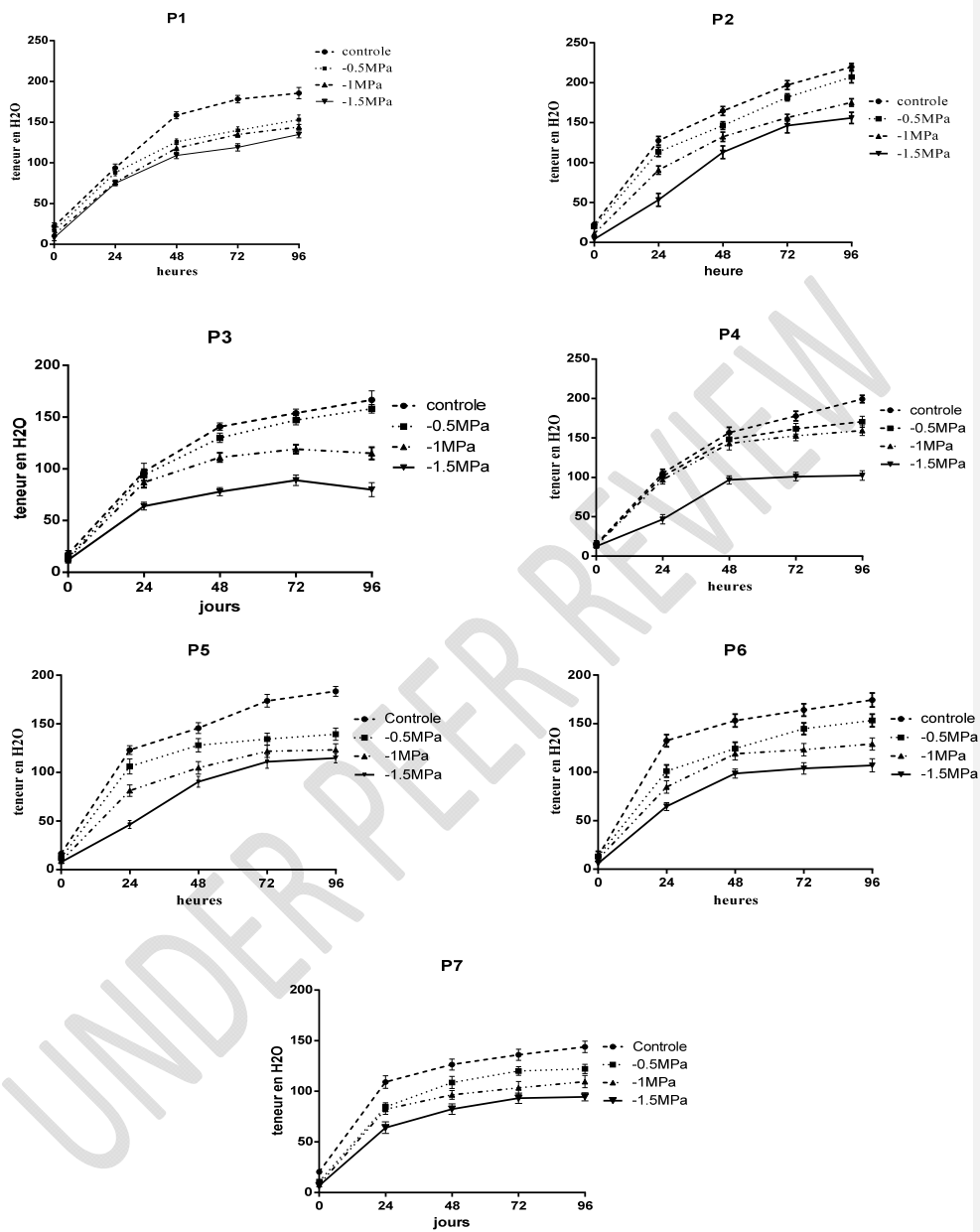
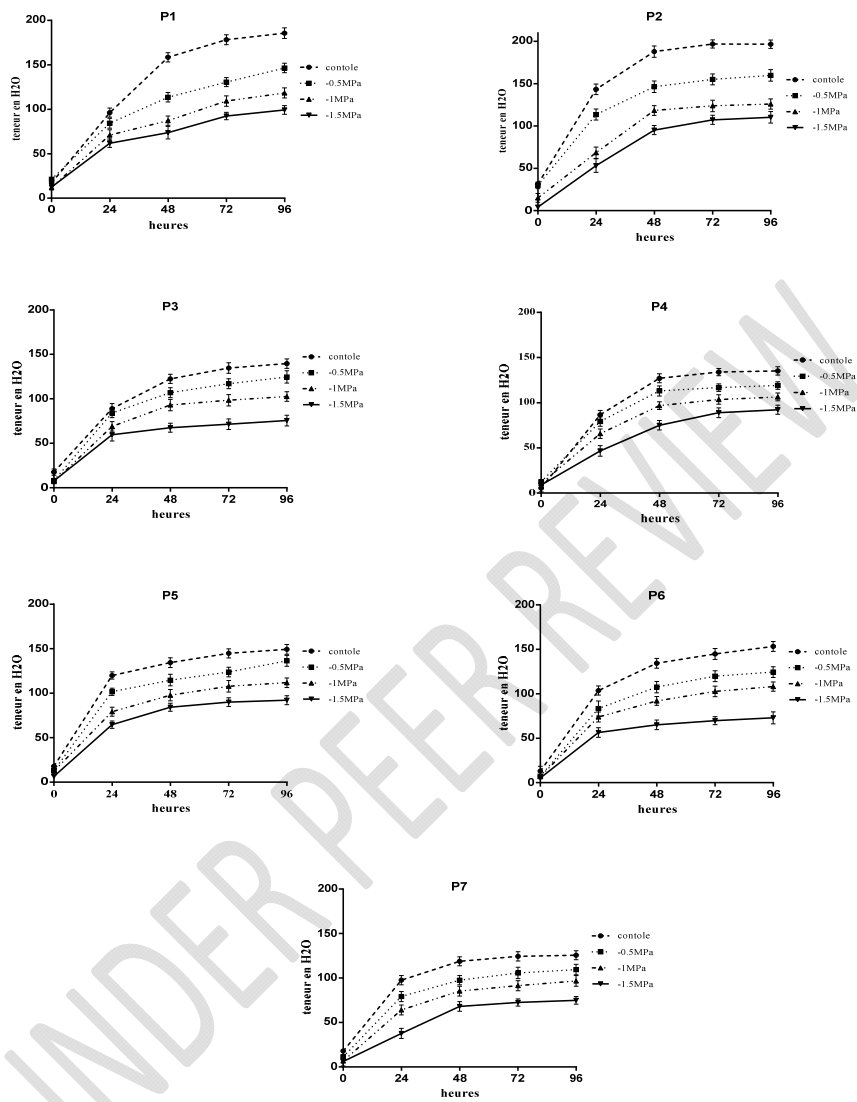
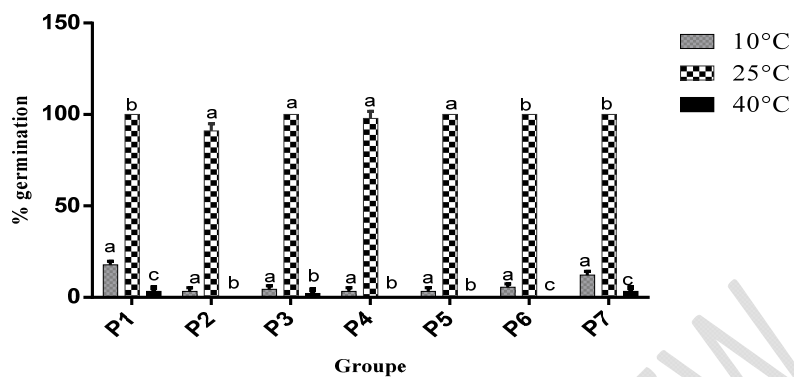


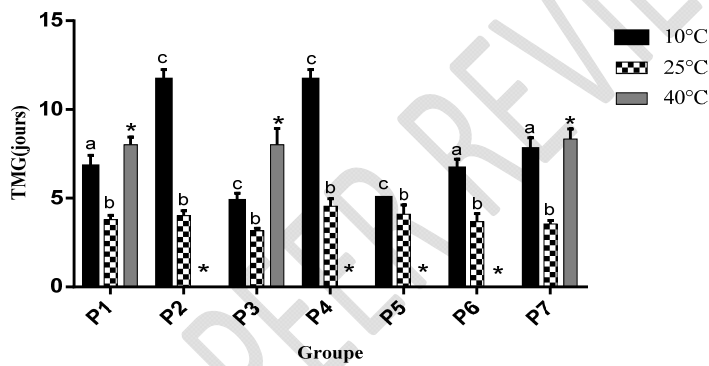
Figure 4 : Determination of the water retention capacity of carob seeds germinated at 0, -0.5, -1 and -1.5 MPa under water stress ( $p \leq 0.05$ ).



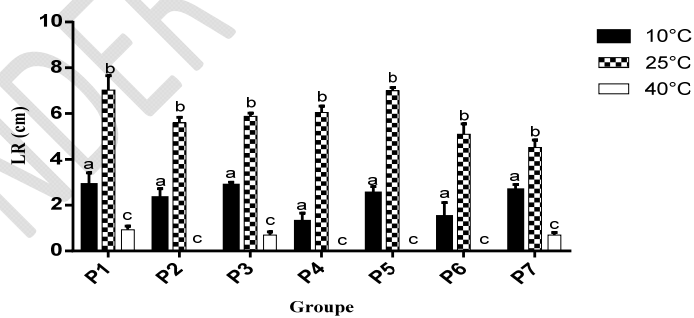
**Figure 5 :** Determination of the water retention capacity of carob seeds germinated under salt stress at 0, -0.5, -1 and -1.5MPa ( $p \leq 0.05$ ).



(a)



(b)



(c)

**Figure 6:** (a) Germination rate, (b) Germination time, (c) Root length of carob seeds under the effect of heat stress. Different letters indicate different meanings ( $p \leq 0.05$ ; Dunnett's multiple comparisons test). (\* TMG is not possible to calculate, there is no data for some row-column combinations).

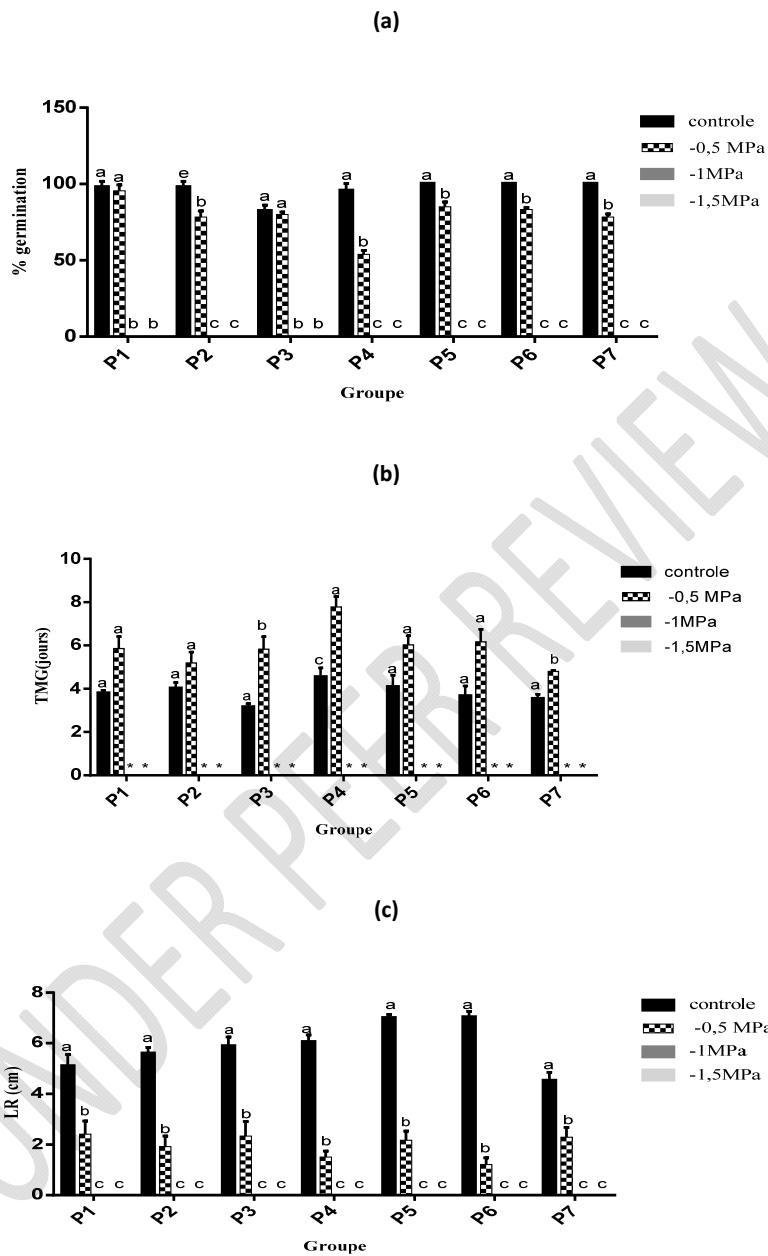
### Effect of salinity on germination

The evolution of the rate and average time of germination of the seeds of the carob tree according to the increasing concentrations of NaCl (Figure 7a), shows that the increase in salt stress compared to the control, leads to a reduction in the germination rates for all the seeds of carob tree from different regions of Morocco. The germination of *Ceratonia siliqua* seeds is affected by NaCl only from the -1MPa treatment (0% germination rate). The mean germination time also lengthens depending on the intensity of the salt stress (Figure 7b). It is only significantly affected by NaCl from -1MPa. Overall, there is a significant reduction in the length of the radicles in all the seeds from different regions of Morocco compared to the control (Figure 7c). The -1MPa concentration inhibits total seed growth.

### Effect of water stress on germination

The germination of the seeds of the seven ecotypes used in this study according to the water stress, shows that the highest germination rate is recorded in the control seeds (100%) (Figure 8a). Overall, for the different ecotypes, and at With the exception of populations P2 and P7, we have observed that in general the seed germination rate is only slightly affected by the different concentrations of PEG6000. The P2 population shows a germination rate of less than 25% for the -1.5MPa treatment and the P7 population shows successively germination rates of 15% and 8% for the water potential levels of -1MPa and -1.5MPa (Figure 8a). For the mean germination time (Figure 6b), our data show a variation with water potential (Figure 8b). It is about 3.8 days for the seven populations subjected to a 0MPa water potential, but much longer under a water potential of -1MPa and -1.5MPa (6.1days). Comparison of the average germination rates and times with Dunnett's test shows that the application of the water potential of -1.5MPa significantly reduces the germination capacity, while the average germination time remains at 6.1 days. The variation in the length of the radicles of carob seeds under the effect of different water potentials also shows a progressive reduction in the length of the radicles in all carob seeds from different regions of Morocco (Figure 8c).

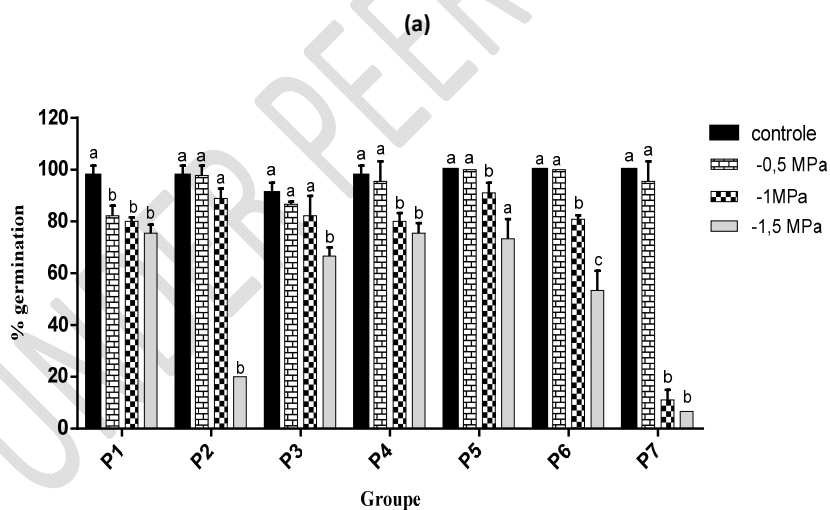
**Comment [A3]:** Redundant, same with the next paragraph

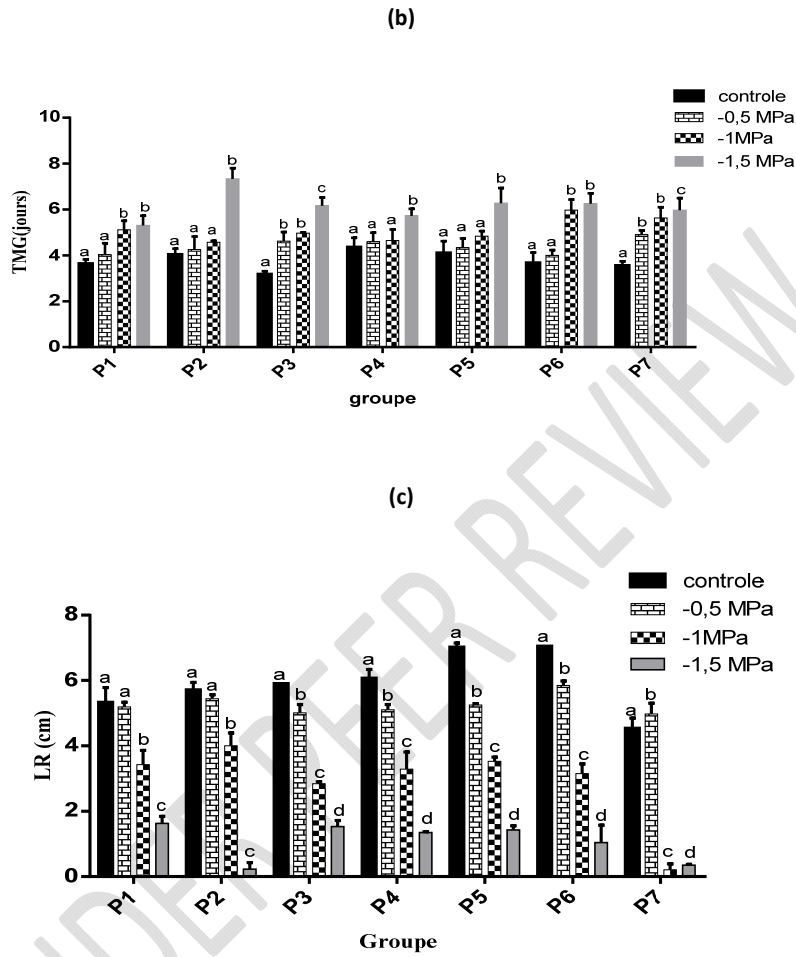


**Figure 7:** (a) Germination rate, (b) Average germination time and (c) Root length of carob seeds from different regions of Morocco under the effect of different concentrations of NaCl. Different letters indicate different meaning ( $p \leq 0.05$ ; Dunnett's test).

## Effect of water stress on germination

The germination of the seeds of the seven ecotypes used in this study according to the water stress, shows that the highest germination rate is recorded in the control seeds (100%) (Figure 8a). Overall, for the different ecotypes, and at With the exception of populations P2 and P7, we have observed that in general the seed germination rate is only slightly affected by the different concentrations of PEG6000. The P2 population shows a germination rate of less than 25% for the -1.5MPa treatment and the P7 population shows successively germination rates of 15% and 8% for the water potential levels of -1MPa and -1.5MPa (Figure 8a). For the mean germination time (Figure 6b), our data show a variation with water potential (Figure 8b). It is about 3.8 days for the seven populations subjected to a 0MPa water potential, but much longer under a water potential of -1MPa and -1.5MPa (6.1days). Comparison of the average germination rates and times with Dunnett's test shows that the application of the water potential of -1.5MPa significantly reduces the germination capacity, while the average germination time remains at 6.1 days. The variation in the length of the radicles of carob seeds under the effect of different water potentials also shows a progressive reduction in the length of the radicles in all carob seeds from different regions of Morocco (Figure 8c).





**Figure 8:** (a) Germination rate, (b) Average germination times, (c) Root length of carob seeds from different regions of Morocco under the effect of different concentrations of PEG 6000. Different letters indicate a different meanings ( $p \leq 0.05$ ; Dunnett's test).

#### Germination reversibility test.

The germination reversibility test has been studied to determine the effect of abiotic stress on seeds. The results obtained show that the germination of seeds transferred from osmotic stress and salt stress (-0.5, -1 and -1.5MPa) and from the temperature 40°C is totally inhibited. On the other hand, seeds transferred from a temperature of 15 ° C resume germination under optimal conditions (sterile distilled water,  $T = 25^{\circ}\text{C}$ ) for all of the seven populations studied. The germination power for all the populations studied shows a germination rate which varies between 16.3 and 34.44% and an average



germination time which lasts 8.19 days) (Table 3). Likewise, the length of the radicles also shows a decrease in all the seeds of the carob tree coming from different Moroccan regions

**Table 3:** Effect of reversibility test of carob seed germination on rate, mean germination time and radicle length ( $p \leq 0.05$ )

Group	Germination rate	Average germination time	Root length
P1	34,444±1,849 <sup>a</sup>	6,987±1,124 <sup>ns</sup>	1,600±0,20 <sup>ns</sup>
P2	16,300±0,935 <sup>b</sup>	6,200±0,739 <sup>ns</sup>	0,467±0,106 <sup>ns</sup>
P3	28,889±1,925 <sup>c</sup>	5,190±0,656 <sup>ns</sup>	1,067±0,153 <sup>ns</sup>
P4	17,778±1,925 <sup>b</sup>	6,467±1,194 <sup>ns</sup>	0,933±0,152 <sup>ns</sup>
P5	28,889±1,925 <sup>c</sup>	8,093±0,584 <sup>ns</sup>	1,467±0,152 <sup>ns</sup>
P6	24,444±1,925 <sup>d</sup>	8,190±0,873 <sup>ns</sup>	0,967±0,115 <sup>ns</sup>
P7	31,111±1,925 <sup>c</sup>	6,974±0,739 <sup>ns</sup>	1,133±0,098 <sup>ns</sup>

## Discussion

### Morphological characterization

In order to determine the variability of the carob tree, the study of morphological characters is commonly used. ((El Kahkahi et al., 2014 ; Elfazazi et al., 2017)). The results obtained in our study are compared with those of some other countries. For 24 accessions of Syrian carob tree, they found great diversity according to the morphological criteria studied. The length, width, pod thickness, number of seeds and pod weight are respectively between 12.83 and 22.32cm, 1.98 and 3.12cm, 0.58 and 1, 26cm, 8.26 and 16.53 and between 8.99 and 16.11g (Mahfoud et al., 2018). The study carried out by Boublenza et al., In 2019 showed significant variability between the 10 varieties of Algerian carob, length, width, pod thickness, number of seeds and pod weight are respectively between 13.13 and 18.75cm, 1.81 and 3.10cm, 0.61 and 0.80cm and between 6.79 and 13.23 and between 7.04 and 30.57g. In Morocco, the studies completed on the agro-morphological characterization of the Moroccan carob tree show significant phenotypic diversity (El Kahkahi et al., 2014), (Elfazazi et al., 2017). In Beni Mellal (middle atlas), the carob tree population is characterized by a length of 12 and 15cm, width 1.5 and 2.5cm, pod thickness 0.4 and 1.37cm, number of seeds 10.67 and 12.5 ( Elfazazi et al., 2017). In our study, the seed yield varies between 21.38 and 32.59%. It is higher compared to a few Mediterranean countries (Portugal by 20% (Barracosa et al, 2008), Turkey 17% (Pazir et al., 2018) and Algeria 14.58% (Boublenza et al., 2019).

### **Pretreatment of carob seeds**

Our results showed the beneficial effect of certain pretreatments on improving the germination capacity of carob seeds. Among these pretreatments, the chemical agent (Sulfuric acid) has been shown to be necessary for the rapid and homogeneous germination of the seeds of the carob tree (*Ceratonia siliqua* L.). Indeed, the best results recorded were obtained with seeds treated with sulfuric acid. Thus, and for a period of 20 min of soaking the seeds in 95% sulfuric acid, we recorded the highest germination rate (96.67%). According to Cavallaro *et al.*, (2016), germination equivalents of 100% and 95.3% were obtained for seeds of the carob tree soaked in sulfuric acid for 20 min. A germination percentage of 100%, 93.06% and 88.89% were obtained respectively for carob seeds soaked in sulfuric acid for 30min by El kahkahi *et al.*, (2014), Güneş *et al.*, (2010 and 2013) and Bostan and Kiliç, (2014). For the seeds of the carob tree and according to the authors, the duration of the treatment with sulfuric acid was very variable. It is 10 min for Christodoulakis *et al.*, (2002) *et al.* (2002), 20 min for Valeria Cavallaro *et al.*, (2016). 30 min for Lamlom & Abdalrasol, (2016), Bostan and Kilic (2014), El Kahkahi *et al.*, (2014), Güneş *et al.*, (2013), Pérez-García, (2009), (Sbay, 2008) and from 45min to 60min for (Konaté 2007). On the other hand, the use boiling water as a scarifying medium from seven provenances revealed a very low germination rate, the highest rate (47.77%) being recorded only in the case of P2 accession.

### **Water retention capacity**

Water is a necessary element for the start of the germination process. It is a source of oxygen which activates the metabolism of seeds through respiration (Patanè *et al.*, 2006; Cavallaro *et al.*, 2014). Therefore, our results show that the absorption of water was significantly affected by the water potential of PEG6000 and NaCl. The same results were obtained by Caruso *et al.* (2018). According to these authors, the absorption of water during the first hours of imbibition, in solutions of Mannitol and NaCl, was significantly influenced at 0MPa compared to other levels of osmotic pressure (-0.25, - 0.50 and -0.75MPa). This water absorption is reduced according to the increase in the water potential of the NaCl and Mannitol solutions tested in two varieties of durum wheat (Maucieri *et al.*, 2018). The solution tested -0.750MPa induced the lowest water absorption (Maucieri *et al.*, 2018). Note also that the water absorption in PEG solutions is lower than that recorded in NaCl solutions. This adequacy of water absorption was observed for seeds germinating in NaCl solution at -1.5MPa potential and in PEG solution at -0.5MPa (Cavallaro *et al.*, 2016). On the other hand, our results show that the water holding capacity was also significantly affected by

temperature variation. In okra seeds, it is dependent on temperature variation (Ben Dkhil & Denden, 2014). Water absorption which is relatively slow at 10°C and greater at 25 and 40°C. According to Ben Dkhil & Denden, (2014), two distinct phases were observed, the first phase which lasts 6 hours is distinguished by a rapid entry of water whatever the temperature and a second phase of 18 hours which is characterized by a slow water absorption.

### **Effect of heat stress on germination**

Carob seeds from different regions of Morocco show a variation in the germination rate with respect to the thermal factor under germination conditions. Our results show a thermal optimum of 25°C for the germination of seeds of the carob tree which is similar to that of Valeria Cavallaro *et al.*, (2016). El kahkahi *et al.*, (2014) showed that a temperature of 30°C allows for a high germination rate. The results of Konaté (2007) also showed that the temperature 28°C ensures maximum germination. Likewise, germination at extreme temperatures (15 and 40 ° C) clearly affected the germination of carob seeds. Ben Dkhil and Denden in 2014 showed that extreme temperatures (10 and 40°C) inhibit the germination processes in okra seeds. This inhibition is explained by an inactivation of the enzymes responsible for the degradation of protein reserves at 10°C and by blocking the assimilation of hydrosols resulting from the degradation of reserves by the embryo at 40°C. Our results show that temperature is one of the factors regulating germination in the carob tree.

### **Effect of salt stress on germination**

Tests relating to the behavior of the carob tree with respect to salinity have shown that the seeds from different provenances studied are particularly sensitive to doses of salt, in particular of -1 MPa of NaCl. Indeed, the reduction of the germination rate is significant from the concentration of -0.5MPa of NaCl. These results are in agreement with those cited in the literature (Medjebeur *et al.*, 2018, Cavallaro *et al.*, 2016). According to Caruso *et al.*, (2018), increasing salt concentrations progressively inhibit seed germination, significantly lower germination values were observed from -0.25MPa. At a concentration of 200mM, a depressive effect of salt on germination was noted for *Medicago ciliaris*, *Medicago intertexta* and *Medicago scutellata*. In addition, a reduction in epicotyl and radicle length was observed in all populations for all salt doses tested (Mbarki *et al.*, 2020). Salt stress also has highly significant effects on the germination rate of *Salvadora persica* seeds subjected to different concentrations of NaCl (Hadi *et al.*, 2018). The effect of NaCl on germination was also observed by Bhatt *et al.* (2019), increasing salt concentrations reduce germination and retard the germination rate of *Deverra triradiata* seeds in the presence of 200mM NaCl. Gharbi *et al.*, (2011) show that NaCl affects the germination ability of the three species of *Eucalyptus* (*E. gomphoecephala*, *E. astringens*)

*E. sargentii*). These authors report that *Eucalyptus astringens* is the most sensitive species in a range of concentrations up to 14g/l of NaCl.

### **Effect of water stress on germination**

Water deficit is also one of the environmental factors that most often affects the germination and growth of plants (Bhatt *et al.*, 2019; Lhlou *et al.*, 2013). Our results show that carob populations from different regions of Morocco behave differently with respect to water stress at the time of germination. Water stress, simulated by PEG6000, showed a significant effect on the germination of seeds of different genotypes of the carob tree (Cavallaro *et al.*, 2016). It has an inhibitory effect on germination and radicle growth at -1MPa and - 1.5MPa. The application of osmotic stress with PEG8000 for 14 days showed a significant inhibitory effect on the germination of seeds of populations of *Lotus creticus* and *Lotus ornithopodioides* collected from different regions of Tunisia (Hajri *et al.*, 2018). Compared to the control, the seed germination rate of *L. creticus* populations was reduced by treatments between -0.6MPa to -1.0MPa. On the other hand, in *L. ornithopodioides* seeds, germination is reduced to - 0.2MPa and it is almost inhibited with treatments of -0.6MPa. Our results confirm those recorded by (Boubacar *et al.*, 2018 ; Samb *et al.*, 2015 ; Jaouadi *et al.*., 2010). These authors have shown that the germination rate of seeds of *Accacia raddiana* and *Tamarindus indica* gradually decreases according to the water potential. The same authors show that the water potential of -8 bars deeply affects the germination of seeds. Thus, the seeds of *Balanites aegyptiaca* and *Ziziphus mauritiana* manage to germinate, but with a longer waiting period. Similar results were obtained in *Ziziphus lotus* (Wahbi 2012; Zouaoui *et al.*, 2013).

### **Reversibility test**

The transfer of seeds to an optimal medium makes it possible to determine the osmotic and / or depressive effect of abiotic stress on germination (Hajlaoui *et al.*, 2007). The osmotic effect results in a resumption of germination once the osmotic constraints are removed. However, the high temperature and high concentrations of PEG6000 and NaCl inhibit germination (Hajri *et al.*, 2018). Germination is also irreversible for *Medicago polymorpha* and *Trifolium subterraneum* at high concentrations of NaCl (Nichols *et al.*, 2009). Salinity can affect the seed germination process by modifying certain enzymatic and hormonal reactions (Patanè *et al.*, 2013; Maucieri *et al.*, 2018). The depressive effect, on the other hand, results in a weak germination power. Thus, carob seeds transferred from a medium at a temperature of 15 ° C to a medium at a temperature of 25 ° C, resume germination but with a germination capacity which remains quite low compared to the control. Similar results are obtained in *Cicer arietinum* and *Abelmoschus esculentus* (Hajlaoui *et al.*, 2007; Ben Dkhil and Denden, 2014). For sorghum and carob (Patanè *et al.*, 2013; Cavallaro *et al.*, 2016), abiotic constraints have an osmotic effect on seed germination. According to Cavallaro *et al.* (2016), the presence of the solute decreases the rate of water penetration which results in a delay or inhibition of

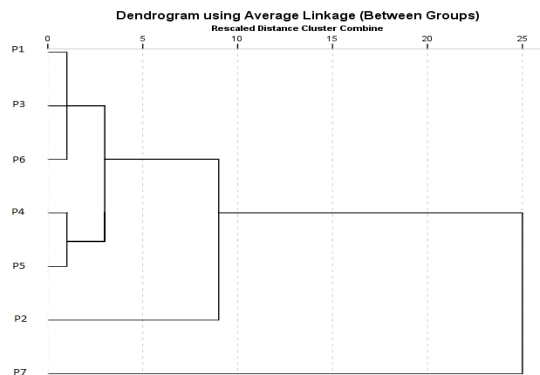
germination. This phenomenon is not a general rule since the abiotic constraints studied in our study exert a toxic effect on the germination of seeds of seven groups of carob trees studied.

In order to demonstrate the difference between the seven populations studied, an analysis of the variance at  $p \leq 0.05$  was carried out on the germination rate of the seeds under the different treatments carried out (PEG6000, NaCl, temperature 10 ° C and 40 ° C ). With the exception of seeds under water stress at -0.5MPa, our results show that there is a fairly significant difference between the germination rate of control seeds and those germinated under stress. In general, we note a high germination rate for the P1, P3, P4, P5 and P6 populations which are germinated at different concentrations of PEG 6000 and for the concentration -0.5MPa of NaCl (Table 4).

The hierarchical analysis (Figure 9) allows us to group our seven populations of the carob tree into three groups. The first group is made up of populations P1, P3, P4, P5 and P6 coming from Meknes, Marrakech and Khemisset. This group is characterized by a high tolerance to water stress and salt stress of -0.5MPa. The P2 population of origin of Fez alone constitutes the second group which is characterized by a low tolerance to water stress of -1.5MPa, salt stress and heat stress (10°C and 40°C). The third group consisting of P7 (Fes) is distinguished by a fairly low tolerance to water stress -1MPa and -1.5MPa, salt stress and thermal stress.

**Table 4:** Germination rate of carob seeds from seven groups under the different stresses carried out (PEG6000, NaCl, 10°C and 40°C).

Group	Control	-0,5MPa PEG	-1MPa PEG	-1,5MPa PEG	-0,5MPa NaCl	-1MPa NaCl	-1,5MPa NaCl	10°C	40°C
P1	97,78 <sup>a</sup>	82,22 <sup>b</sup>	80,00 <sup>b</sup>	75,56 <sup>b</sup>	95,55 <sup>a</sup>	0,00 <sup>c</sup>	0,00 <sup>c</sup>	17,78 <sup>d</sup>	3,33 <sup>c</sup>
P2	97,78 <sup>a</sup>	97,78 <sup>a</sup>	88,89 <sup>b</sup>	20,00 <sup>c</sup>	78,33 <sup>d</sup>	0,00 <sup>c</sup>	0,00 <sup>c</sup>	3,33 <sup>c</sup>	0,00 <sup>c</sup>
P3	91,11 <sup>a</sup>	86,67 <sup>a</sup>	82,22 <sup>ab</sup>	66,67 <sup>c</sup>	80,00 <sup>ab</sup>	0,00 <sup>d</sup>	0,00 <sup>d</sup>	4,44 <sup>d</sup>	2,22 <sup>d</sup>
P4	97,78 <sup>a</sup>	95,56 <sup>a</sup>	80,00 <sup>b</sup>	75,55 <sup>c</sup>	53,89 <sup>c</sup>	0,00 <sup>d</sup>	0,00 <sup>d</sup>	3,33 <sup>d</sup>	0,00 <sup>d</sup>
P5	100,00 <sup>a</sup>	100,00 <sup>a</sup>	91,11 <sup>b</sup>	73,33 <sup>b</sup>	85,00 <sup>c</sup>	0,00 <sup>d</sup>	0,00 <sup>d</sup>	3,33 <sup>d</sup>	0,00 <sup>d</sup>
P6	100,00 <sup>a</sup>	100,00 <sup>a</sup>	80,89 <sup>b</sup>	53,33 <sup>b</sup>	83,33 <sup>c</sup>	0,00 <sup>d</sup>	0,00 <sup>d</sup>	5,56 <sup>d</sup>	0,00 <sup>d</sup>
P7	100,00 <sup>a</sup>	95,56 <sup>a</sup>	11,11 <sup>b</sup>	6,67 <sup>c</sup>	78,33 <sup>d</sup>	0,00 <sup>c</sup>	0,00 <sup>c</sup>	12,22 <sup>bc</sup>	3,33 <sup>c</sup>



**Figure 9.** Hierarchical classification of the seven groups of carob tree (*Ceratonia siliqua* L.) according to the germination rates of carob seeds of seven groups under the different stresses achieved (PEG6000, NaCl, 10°C and 40°C).

### Conclusion

Our results on the effects of abiotic constraints on the germination of carob seeds from four Moroccan regions show that with the exception of populations P2 and P7, the germination of seeds of carob populations is sensitive to salt stress and tolerant to water stress. A decrease in the germination rate from -0.5MPa of NaCl, and at osmotic pressure of -1.5MPa was recorded. The germination of carob seeds is practically inhibited at -1 MPa of NaCl. Just like the germination rate and the average germination time is also affected by salt and water stress. The delay in germination increases with the severity of the stress. The evaluation of carob tree by the criterion of tolerant to abiotic constraints cannot be done solely on the basis of the response of this species in the germination phase. An investigation of the later phenological stages of this species, under constraining hydric and saline conditions, would complete these results and help to better define its pedoclimatic requirements.

### References

- Ait Chitt, M., Belmir, M. et Lazrak, A. (2007). Production de plants sélectionnés et greffés de caroubier. *Production Des Plantes Sélectionnés et Greffés Du Caroubier. Transfert de Technologie En Agriculture*, 153(037), 77–80.
- Almansouri, M., Kinet, J. and Lutts, S. (2001). Effect of salt and osmotic stresses on germination in durum wheat (*Triticum durum* Desf.). *Plant and Soil*, 231, 243–254. <https://doi.org/10.1023/A:1010378409663>
- Amigues, J., Debaeke, P., Lemaire, G et Tardieu, F. (2006). Sécheresse et agriculture Réduire la vulnérabilité de l'agriculture à un risque accru de manque d'eau. *Expertise Scientifique Collective, synthèse d*(January), INRA (France).
- Barracosa, P., Lima, M.B., Cravador, A. (2008). Analysis of genetic diversity in Portuguese *Ceratonia siliqua* L. cultivars using RAPD and AFLP markers. *Scientia Horticulturae*, 118(3), 189–199.
- Barwick, M. (2004). Tropical and subtropical trees. In: *An Encyclopedia. Timber, Portland*.
- Bell, D. T.; Bellairs, S. M. (1992). Effects of temperature on the germination of selected Australian native species used in the rehabilitation of bauxite mining disturbances in Western Australia. *Seed Science and Technology*, 20(1), 47–55. <https://doi.org/19940606830>
- Ben Dkhil, B., & Denden, M. (2014). Effet de la température sur la germination, la dégradation des réserves protéiques et minérales des graines du gombo (*Abelmoschus esculentus* L.). *Journal of New Sciences*, 5(4), 25–33.
- Bhatt, A., Bhat, N. R., Santo, A., & Phartyal, S. S. (2019). Influence of Temperature, Light and Salt on the Germination of *Deverra Triradiata* Seeds. *Seed Science and Technology*, 47(1), 25–31. <https://doi.org/10.15258/sst.2019.47.1.03>

**Comment [A4]:** Please add information about pre sowing treatment

**Comment [A5]:** Please arrange the references based on the author guideline

- BOSTAN, S. Z., & KILIÇ, D. (2014). The Effects Of Different Treatments On Carob (*Ceratonia Siliqua* L.) Seed Germination. *Türk Tarım ve Doğa Bilimleri Dergisi*, 1(Özel Sayı-1), 706–708. <https://dergipark.org.tr/en/pub/turkjans/issue/13310/160806>
- Boubacar, A. A., Douma, S., & Diouf, A. (2018). Effets du stress hydrique et de la température sur la germination de quatre ligneux alimentaires prioritaires du Niger Résumé. *Afrique Science*, 14(3), 28–41.
- Boublenza, I., El, A., Ghezlaoui, S., Mahdad, M., Vasaï, F., & Chemat, F. (2019). Scientia Horticulturae Algerian carob (*Ceratonia siliqua* L.) populations . Morphological and chemical variability of their fruits and seeds. *Scientia Horticulturae, February*, 108537. <https://doi.org/10.1016/j.scienta.2019.05.064>
- Boublenza, I., El Haitoum, A., Ghezlaoui, S., Mahdad, M., Vasaï, F., & Chemat, F. (2019). Algerian carob (*Ceratonia siliqua* L.) populations. Morphological and chemical variability of their fruits and seeds. *Scientia Horticulturae*, 256(May), 108537. <https://doi.org/10.1016/j.scienta.2019.05.064>
- Caruso, C., Maucieri, C., Beruti, A., Borin, M., & Barbera, A. (2018). Responses of Different *Panicum miliaceum* L. Genotypes to Saline and Water Stress in a Marginal Mediterranean Environment. *Agronomy*, 8(1), 8. <https://doi.org/10.3390/agronomy8010008>
- Cavallaro V., Barbera, A. C., Maucieri, C., Gimma, G., Scalisi, C., & Patané, C. (2016). Evaluation of variability to drought and saline stress through the germination of different ecotypes of carob (*Ceratonia siliqua* L.) using a hydrotime model. *Ecological Engineering*, 95, 557–566. <https://doi.org/10.1016/j.ecoleng.2016.06.040>
- Cavallaro, V., Barbera, A. C., Maucieri, C., Gimma, G., Scalisi, C., & Patané, C. (2016). Evaluation of variability to drought and saline stress through the germination of different ecotypes of carob (*Ceratonia siliqua* L.) using a hydrotime model. *Ecological Engineering*, 95, 557–566. <https://doi.org/10.1016/j.ecoleng.2016.06.040>
- Cavallaro, V., Maucieri, C., & Barbera, A. C. (2014). *Lolium multiflorum* Lam: Cvs germination under simulated olive mill wastewater salinity and pH stress. *Ecological Engineering*, 71, 113–117. <https://doi.org/10.1016/j.ecoleng.2014.07.055>
- Christodoulakis, N. S., Menti, J., & Galatis, B. (2002). Structure and development of stomata on the primary root of *Ceratonia siliqua* L. *Annals of Botany*, 89(1), 23–29. <https://doi.org/10.1093/aob/mcf002>
- Correia, P.M., M.-L. M. A. (1992). Preliminary studies on Mycorrhizae of *Ceratonia siliqua* L. In New York Botanical Gardens: Mycorrhizas in integrated systems from genes to plant development. *In New York Botanical Gardens: Mycorrhizas in Integrated Systems from Genes to Plant Development. NY Bronx.*, 86–88.
- El Kakhahi R., Zouhair R., Ait Chitt M., Errakhi R. (2014). *Morocco carob ( Ceratonia siliqua L .) populations : Morphological variability of Pods and Kernel*. 2(4), 38–47.
- Elfazazi, K., Jbilou, M., Assaidi, A., Benbati, M., & Harrak, H. (2017). *Morphological and Biochemical Variability of Moroccan Carob ( Ceratonia siliqua L .) Produced in Beni Mellal Region*. 5(4), 14–21.
- Gamalero, E., Bona, E., Todeschini, V., Lingua, G., Tecnologica, I., Orientale, P., & Michel, V. T. (2020). *Saline and Arid Soils: Impact on Bacteria , Plants , and their Interaction*. <https://doi.org/10.3390/biology9060116>
- Gharbi F, Kchaou R, Rejeb S, K. L. et R. M. . . (2011). Tolérance à la Salinité de Trois Espèces d'“Eucalyptus aux Stades Germinatif et Plantule. *European Journal of Scientific Research*, (2), 208–217.
- Gharnit N., El Mtili N., Ennabili A., S. F. (2005). Caractérisation foliaire du caroubier (*Ceratonia siliqua* L.) originaire de la province de Chefchaouen (Nord-ouest du Maroc). *J. Bot. Soc. Bot. France*, 31, 75–84.
- Gharnit N., El Mtili N., Ennabili A.T., E. A. (2001). Social characterisation and exploitation of carob tree (*Ceratonia siliqua* L.) from Mokrisset and Bab Taza (NW of Morocco). *Science Letters*, 3(2), 1–10.
- Gunes, E., Gubbuk, H., Ayala-Silva, T., Gozlekci, S., & Ercisli, S. (2013a). Effects of various treatments on seed germination and growth of carob (*Ceratonia siliqua* L.). *Pakistan Journal of Botany*, 45(4), 1173–1177.
- Gunes, E., Gubbuk, H., Ayala-Silva, T., Gozlekci, S., & Ercisli, S. (2013b). Effects of various treatments on seed germination and growth of carob (*Ceratonia siliqua* L.). *Pakistan Journal of Botany*, 45(4), 1173–1177.
- Güneş, E., Gübbük, H., & Yaşın, D. (2010). The Effect of Different Sulfuric Acid Concentrations on Seed Germination of Carob (*Ceratonia siliqua* L.). *Bulletin of University of Agricultural Sciences and Veterinary Medicine Cluj-Napoca - Horticulture*, 66(1), 687. <https://doi.org/10.15835/buasvmcn-hort:4520>
- H.SBAY. (2008). Le caroubier au Maroc Un arbre d'avenir. *Le Centre de Recherche Forestière. Rabat, May 2008*.
- Hadi, S. M. S., Ahmed, M. Z., Hameed, A., Khan, M. A., & Gul, B. (2018). Seed germination and seedling growth responses of toothbrush tree (*Salvadora persica* Linn.) to different interacting abiotic stresses. *Flora: Morphology, Distribution, Functional Ecology of Plants*, 243(March), 45–52. <https://doi.org/10.1016/j.flora.2018.04.002>
- Haffani, S., Mezni, M., Ben Nasri, M., & Chaibi, W. (2017). Comparative leaf water relations and anatomical responses of three vetch species (*Vicia narbonensis* L., *V. sativa* L. and *V. villosa* Roth.) to cope with

- water stress. *Crop and Pasture Science*, 68(7), 691–702. <https://doi.org/10.1071/CP17029>
- Hajlaoui, H., Denden, M., & Bouslama, M. (2007). Etude de la variabilité intraspécifique de tolérance au stress salin du pois chiche (*Cicer arietinum* L.) au stade germination. *Tropicicultura*, 25(3), 168–173.
- Hajri, R., Ouhibi, C., Mechri, M., Kourda, H., & Younes, M. Ben. (2018). Salinity and water deficit effects on seed germination and recovery of lotus populations from northern Tunisia. *Pakistan Journal of Botany*, 50(6), 2085–2090.
- Hamrouni Lamia, Souayah Naoufel, Khouja M. Larbi, R. M. N. (2012). Effect of osmotic stress on *Myrtus communis* germination. *Biologia*, 67(1), 132–136. <https://doi.org/10.2478/s11756-011-0140-0>
- Hanumantharao, B., Nair, R. M., & Nayyar, H. (2016). Salinity and high temperature tolerance in mungbean [*Vigna radiata* (L.) Wilczek] from a physiological perspective. *Frontiers in Plant Science*, 7(June), 1–20. <https://doi.org/10.3389/fpls.2016.00957>
- Jakab G., Ton J., Flors V., Zimmerli L., Mettraux J.-Pi., M.-M. B. (2005). Responses to abiotic stresses. in: biochemistry and molecular biology of plants. *American Society of Plant Physiologists*, 139(September 2005), 267–274. <https://doi.org/10.1104/pp.105.065698.various>
- Jaouadi, W., Hamrouni, L., Souayah, N., & Khouja, M. L. (2010). Etude de la germination des graines d'Acacia tortilis sous différentes contraintes abiotiques. *Biotechnology, Agronomy and Society and Environment*, 14(4), 643–652.
- KINET, M., BENREBIHA, F., BOUZID, S., LAIBACAR, S., & DUTUIT, P. (1998). De réseau a triplex : Allier biotechnologies et écologie pour une sécurité alimentaire accrue en régions arides et semis arides. *Cahier d'Agricultures*, 7, 505–509.
- Konate I. (2007). Diversité Phénotypique et Moléculaire du Caroubier (*Ceratonia siliqua* L.) et des Bactéries endophytes qui lui sont associées. *Université Mohammed V-Agdal Faculté Des Sciences Rabat, Thèse de Doctorat*.
- Lamlom, S. H., & Abdalrasol, E. M. (2016). Effects of Various Pre-Sowing Treatments on Seed Germination of Carob (*Ceratonia Siliqua* L.) From Al-Jabal Al-Akhdar Area (Balagrae, Al-Baida, Libya). *IOSR Journal of Agriculture and Veterinary Science*, 09(09), 16–24. <https://doi.org/10.9790/2380-0909011624>
- Larbi, A., Mekliche, A., Abed, R., & Badis, M. (2000). Effet du déficit hydrique sur la production de deux variétés de blé dur (*Triticum turgidum* L. var. durum) en région semi-aride. 297, 295–297.
- Lhlou B., Omari PF., Dahan R., Van Damme P., Benkirane R., B. H. (2013). Evaluation de l'effet du stress hydrique et du porte-greffe sur la clémentine *Citrus reticulata* Swingle var. Sidi Aissa. *Journal of Applied Biosciences*, 71, 5692–5704. <https://doi.org/10.4314/jab.v71i1.98813>
- LO GULLO, M. A., & SALLEO, S. (1988). Different strategies of drought resistance in three Mediterranean sclerophyllous trees growing in the same environmental conditions. *New Phytologist*, 108(3), 267–276. <https://doi.org/10.1111/j.1469-8137.1988.tb04162.x>
- Mahfoud, H., Ameen, T., Kazngi, F., & Nasser, S. (2018). Morphological and Genetic Variability of Natural Syrian Carob (*Ceratonia Siliqua* L.). *International Journal of Agriculture & Environmental Science*, 5(2), 70–76. <https://doi.org/10.14445/23942568/ijaes-v5i2p110>
- Martins-Loução, M. A., Duarte, P. J., & Cruz, C. (1996). Phenological and physiological studies during carob (*Ceratonia siliqua* L.) seed germination. *Seed Science and Technology*, 24(1), 33–47.
- Maucieri, C., Caruso, C., Bona, S., Borin, M., Barbera, A. C., & Cavallaro, V. (2018). Influence of salinity and osmotic stress on germination process in an old sicilian landrace and a modern cultivar of *Triticum Durum* Desf. *Cereal Research Communications*, 46(2), 253–262. <https://doi.org/10.1556/0806.46.2018.07>
- Mbarki, S., Skalicky, M., Vachova, P., Hajjhashemi, S., Jouini, L., Zivcak, M., Tlustos, P., Brestic, M., Hejnak, V., & Khelil, A. Z. (2020). Comparing salt tolerance at seedling and germination stages in local populations of *medicago ciliaris* l. To *medicago intertexta* l. and *medicago scutellata* l. *Plants*, 9(4). <https://doi.org/10.3390/plants9040526>
- Medjebeur, D., Hannachi, L., Ali-Ahmed, S., Metna, B., & Abdelguerfi, A. (2018). Effets de la salinité et du stress hydrique sur la germination des graines de *Hedysarum flexuosum* (Fabaceae). *Revue d'écologie*, 73(3), 318–329.
- Michel, B. E., & Kaufmann, M. R. (1973). The Osmotic Potential of Polyethylene Glycol 6000. *Plant Physiology*, 51(5), 914–916. <https://doi.org/10.1104/pp.51.5.914>
- Moran M. S., Clarke T. R., I. Y. & V. A. (1944). Estimating crop water deficit using the relation between surface-air temperature and spectral vegetation index. *Remote Sensing of Environment*, 49(3), 246–263.
- Nichols, P. G. H., Malik, A. I., Stockdale, M., & Colmer, T. D. (2009). Salt tolerance and avoidance mechanisms at germination of annual pasture legumes: Importance for adaptation to saline environments. *Plant and Soil*, 315(1–2), 241–255. <https://doi.org/10.1007/s11104-008-9747-5>
- Patanè, C., Cavallaro, V., Avola, G., & D'Agosta, G. (2006). Seed respiration of sorghum [*Sorghum bicolor* (L.) Moench] during germination as affected by temperature and osmoconditioning. *Seed Science Research*, 16(4), 251–260. doi:10.1017/SSR2006259



- Patanè, C., Saita, A., & Sortino, O. (2013). Comparative Effects of Salt and Water Stress on Seed Germination and Early Embryo Growth in Two Cultivars of Sweet Sorghum. *Journal of Agronomy and Crop Science*, 199(1), 30–37. <https://doi.org/10.1111/j.1439-037X.2012.00531.x>
- Pazir, F., & Engineering, F. (2018). Carob Bean (*Ceratonia siliqua* L.) and Its Products. *Anadolu Ege Tarımsal Araştırma Enstitüsü Dergisi*, 28(1), 108–112.
- Penuelas J., Save R., M. O. & S. L. (1992). Remotely measured canopy temperature of greenhouse strawberries as indicator of water status and yield under mild and very mild water stress conditions. *Agricultural and Forest Meteorology*, 58((1-2)), 63–77.
- Pérez-García, F. (2009). Germination characteristics and intrapopulation variation in carob (*Ceratonia siliqua* L.) seeds | Características germinativas y variación intrapoblacional en semillas de algarrobo (*Ceratonia siliqua* L.). *Spanish Journal of Agricultural Research*, 7(2).
- Samb, C., Niang, M., Samba, A., Sall, M., Cisse, N., Diouf, M., & Van Damme, P. (2015). Etude de la germination de cinq provenances de *Tamarindus indica* L. en conditions de stress hydrique au Sénégal. *International Journal of Biological and Chemical Sciences*, 9(2), 838. <https://doi.org/10.4314/ijbcs.v9i2.23>
- Tetsuto Abe, M. M. (2011). Geographic Variation in Germination Traits in *Melia azedarach* and *Rhaphiolepis umbellata*. *American Journal of Plant Sciences*, 02(01), 52–55. <https://doi.org/10.4236/ajps.2011.21007>
- Turner N. C. (1997). Further progress in crop water relations. *Advances in Agronomy*, 58, 293-338.
- Wahbi J. (2012). Effet des contraintes hydrique et saline sur la germination de trois espèces d'acacias en Tunisie.», *Rev. Écol. (Terre Vie)*, 67, 1–10.
- Walbott, M., Gallet, C., & Corcket, E. (2018). Beech (*Fagus sylvatica*) germination and seedling growth under climatic and allelopathic constraints. *Comptes Rendus - Biologies*, 341(9–10), 444–453. <https://doi.org/10.1016/j.crv.2018.09.003>
- Yagoubi S. (1993). Irrigation d'appoint et efficacité de l'utilisation de l'eau. Cas de la pomme de terre. Centre international de hautes études agronomiques méditerranéennes, Bari (Italie). *Centre International de Hautes Études Agronomiques Méditerranéennes, Bari (Italie)*.
- Yuan, W., Liu, D., Dong, W., Liu, S., Zhou, G., Yu, G., Zhao, T., Feng, J., Ma, Z., Chen, J., Chen, Y., Chen, S., Han, S., Huang, J., Li, L., Liu, H., Liu, S., Ma, M., Wang, Y., ... Zhao, L. (2014). Multiyear precipitation reduction strongly decreases carbon uptake over northern China. *Journal of Geophysical Research: Biogeosciences*, 119(5), 881–896. <https://doi.org/10.1002/2014JG002608>
- Zouaoui Refka, Mustapha, K., & Ali, F. (2013). Effet de l'intensité de la Contrainte Hydrique sur la Germination de *Ziziphus Lotus* ( L. ) Lam. des Régions Arides de la Tunisie. *Algerian Journal of Arid Environment*, 3(1), 35–49. <https://doi.org/10.12816/0008888>