

Cellulase Production by *Curvularia pallescens* isolated from textile effluent

Abstract:

Effects of pH, temperature, incubation time, source of carbon and nitrogen were tested in submerged fermentation process in production of cellulose by *Curvularia pallescens* isolated from textile effluent. The production medium was prepared in distilled water, supplemented with 4.5% wheat bran, 0.05% KCl, 0.2% KH₂PO₄, (carbon source), yeast extract (nitrogen source), maintained with pH of 5.5 and incubated at 28⁰C for 120h was found optimal for production of cellulose.

Keywords: Cellulase, *Curvularia pallescens*, textile effluent, submerged fermentation, wheat bran

INTRODUCTION

Cellulases are important industrial enzymes and find application in several industrial processes (Kang *et. al.*, 2004). Currently the most important application is the bio-bleaching of pulp, the production of dissolving pulp, the treatment of wastewater. The cost of production and low yields of these enzymes are the major problems for industrial application. Therefore, investigations on the ability of the cellulose hydrolyzing microbial strains to utilize inexpensive substrate have been done (Kang *et. al.*, 2004; Haltrich *et. al.*, 1996). The enzyme is commercially used after extracting from many microorganisms especially fungal source (Hanif *et. al.*, 2004; Kang *et. al.*, 2004) of mostly terrestrial origin but less from marine sources.

Therefore, in the present study, the enzyme was attempted in a fungus, *Curvularia pallescens* isolated from textile effluent for maximizing its production under optimal conditions in submerged fermentation by using inexpensive substrate wheat bran.

MATERIALS AND METHODS

Organism and culture condition

Curvularia pallescens was isolated from textile effluent using serial dilution and spread plate method (Graca *et. al.*, 1997).

All the enzyme production studies were carried out under submerged conditions in the media contained Wheat bran 4.5%, yeast extract 1.5%, glucose 1%, NH₄Cl 0.25%, Thiamine dichloride 0.05%, KH₂PO₄ 0.2%, MgSO₄.7H₂O 0.05%, CaCl₂ 0.01%, KCl 0.05%.. 10 agar plugs of 8mm diameter of the fungus grown for 7 days on PDA culture plates were inoculated in 100ml of the

37 medium. The flasks were incubated at 28⁰C under shaker conditions at 120 rpm. Cultures were
38 harvested on 5th day and assayed for cellulase activity.
39

40 **Optimization of the medium**

41 Standardization of the optimum condition for the growth of the isolated organism as well as for
42 cellulase production was determined by varying temperature, and pH of the specially designed
43 media, carbon and nitrogen sources, inoculum size, incubation period, mechanical shaking with
44 different speed during incubation.
45

46 **Cellulase assay**

47
48 The test fungus was assayed for total cellulolytic activity by filter paper assay (FPA) (Mandel *et*
49 *al.*, 1976); endoglucanase (Cx) activity by carboxymethyl assay (CMC), cellobiohydrolase (C1)
50 activity by cotton assay and β -glucosidase activity by using p-nitrophenyl- β -D-
51 pyranoglucosidase (PNPG) method (Rosenberg *et al.*, 1975).
52

53 1 unit of FPA , CMCase and cotton activity was defined as the amount of enzyme that releases 1
54 micromole of glucose from the substrate per minute and 1 unit of β -glucosidase was defined as
55 the amount of enzyme required to liberate 1 micromole of 4-nitrophenol per minute.
56
57

58 **RESULTS**

59 Glucose favoured cellobiohydrolase and endoglucanase activity in *C. pallescens* (30.35 and
60 21.24U/ml respectively) where as sucrose and fructose proved to be best for FPA (61.35 U/ml)
61 activity and β -glucosidase (6.97 U/ml) activity respectively (figure-1).

62 Organic nitrogen sources used for optimization were peptone, malt and yeast. *C. pallescens*
63 showed maximum FPA activity 38.59 U/ml, cellobiohydrolase activity 30.35 U/ml, β -
64 glucosidase activity 3.08 U/ml in the presence of yeast where as endoglucanase activity 33.71
65 U/ml reported higher with malt extract (figure-2).

66 (NH₄)₂SO₄ was reported as best inorganic nitrogen source for cellobiohydrolase, endoglucanase
67 and β -glucosidase activities at 57.18, 56.82 and 6.77 U/ml repectively. FPA activity was shown
68 highest at 87.59 U/ml with NaNO₃ (figure-3).

69

70 The test fungus achieved maximum FPA activity followed by cellobiohydrolase, endoglucanase
71 and β -glucosidase activity at 46.76, 42.06, 26.94 and 3.56 U/ml respectively at pH 5.5 (figure-
72 4). Temperature of 28⁰C produced maximum cellulase activity. Highest activity recorded was of
73 FPA (38.94 U/ml), followed by cellobiohydrolase (30.29 U/ml), endoglucanase (22.41 U/ml),
74 and β -glucosidase (3.98 U/ml) (figure-5). FPA activity 38.65 respectively was obtained
75 maximum for *C. palleescens* after 168 hrs whereas cellobiohydrolase, endoglucanase and β -
76 glucosidase activities 40.29, 57.41 and 2.98 U/ml respectively were recorded highest at 120 hrs
77 of incubation (figure-6).

78 Media containing various amounts of **inoculi** were used for studying the effect of inoculum size
79 on lignocellulolytic activity. Results are shown in figure-7. Reported maximum FPA,
80 Cellobiohydrolase, endoglucanase and β -glucosidase activities 37.94, 30.01, 22.24 and 3.98
81 U/ml by inoculation 10 disc of 8mm size in the production medium. *C. palleescens* also gave
82 maximum cellulase production at 120rpm. Endoglucanase activity was observed highest
83 followed by FPA, cellobiohydrolase and β -glucosidase activities as 38.59, 30.35, 27.41 and 1.91
84 U/ml respectively (figure-8).

85 **DISCUSSION**

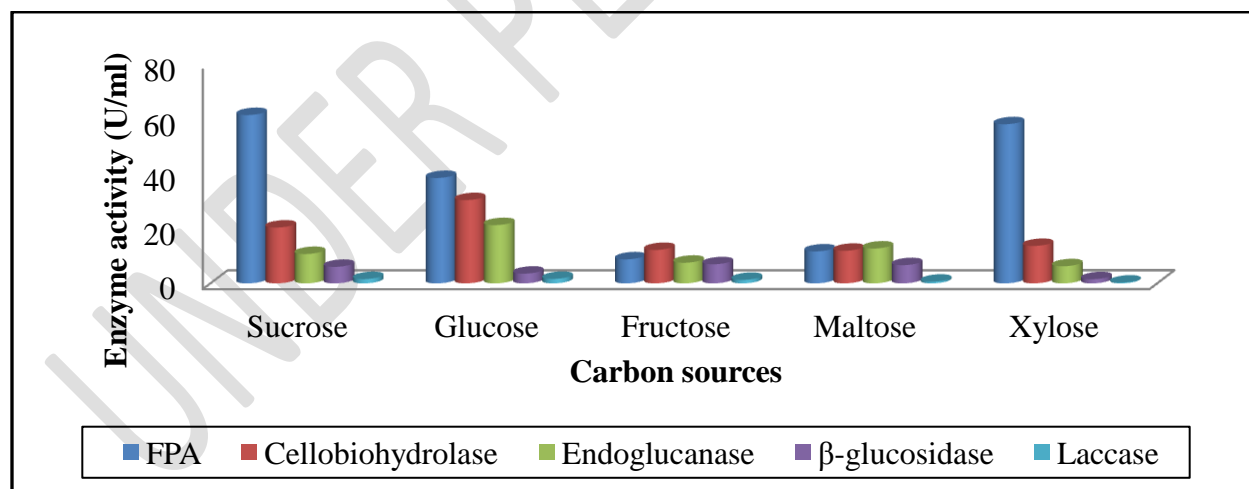
86 **The media optimization** is an important aspect to be considered in the development of
87 fermentation technology. The production of primary metabolites by microorganisms is highly
88 influenced by their growth, which is determined by the availability of the nutrients in the
89 substrates. Garcia *et al.*, (2002) reported that submerged fermentation for aerobic
90 microorganisms is well known and widely used method for the production of cellulase and
91 xylanase. Chellapandi and Jani (2009) reported enhanced endoglucanase production by soil
92 isolates of *Fusarium* sp. and *Aspergillus* sp. through submerged fermentation process. Papinutti
93 and Lechner (2008) studied influence of the carbon source on the growth and lignocellulolytic
94 enzyme production by *Morchella esculenta*. Arora and Sehgal (2010) reported production of
95 cellulase and xylanase by *Scopulariopsis acremonium* through submerged fermentation using
96 shake flask cultivation media. The effect of process parameters such as effect of temperature, pH
97 and inoculum size was investigated. Maximum cellulase and xylanase having an enzyme activity
98 of 694.45 and 931.25 IU, respectively, were produced at 30⁰C incubation temperature. The pH

99 optimum to achieve these enzyme activities was 5.5 with an inoculum size of 1×10^5 spores ml^{-1}
100 of tween – 80.

101 Gupta *et al.*, (1990) studied microbial proteins and cellulase production from cellulosic
102 materials by *Coprinus atramentarius* and reported the optimum pH for protein production and
103 extracellular enzymes (cellulase and xylanase) by *C. atramentarius*, utilizing cellulose to be 6
104 and optimum temperature 30°C . The resulting enzyme activities were endoxylanase as 7.2 IU ml^{-1}
105 1 , exoglucanase as 1.0 IU ml^{-1} and xylanase as 5 IU ml^{-1} . Li *et al.*, (2006) reported pH of 4.14
106 was reported to be optimum for the production of endoxylanase production by *Aspergillus*
107 *awamori* under submerged fermentation which gave an enzyme activity of 28.25 U ml^{-1} .

108 Shear stress within the medium, which is directly related to the stirrer speed, has also been
109 shown to have a marked influence on enzyme production by *Thermomyces lanuginosus* SSBP
110 (Reddy *et al.*, 2002; Singh *et al.*, 2000). Acharya *et al.*, (2008) reported maximum cellulase
111 production by *Aspergillus niger* in submerged fermentation at 120 rpm. However Ojumu *et al.*,
112 (2003) observed maximum cellulase production by *Aspergillus flavus* Linn isolate NSPR 101 at
113 agitation of rate 200 rpm.

114 **Figure-1: Optimization of carbon source for lignocellulases production by *Curvularia pallescens***



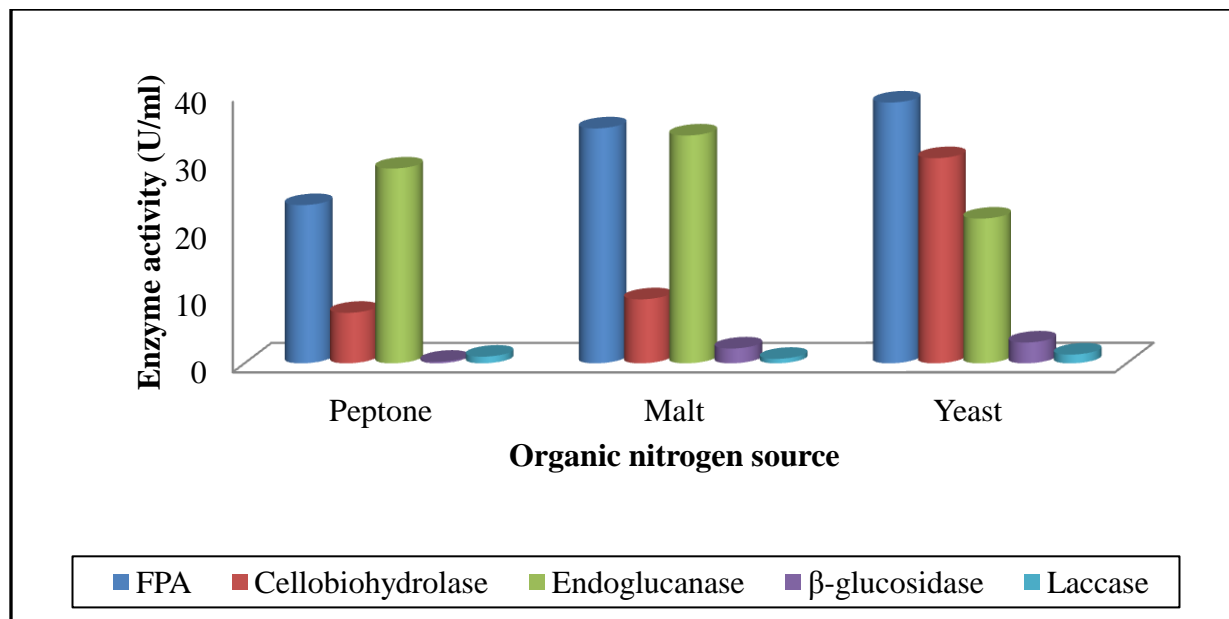
115

116

117

118

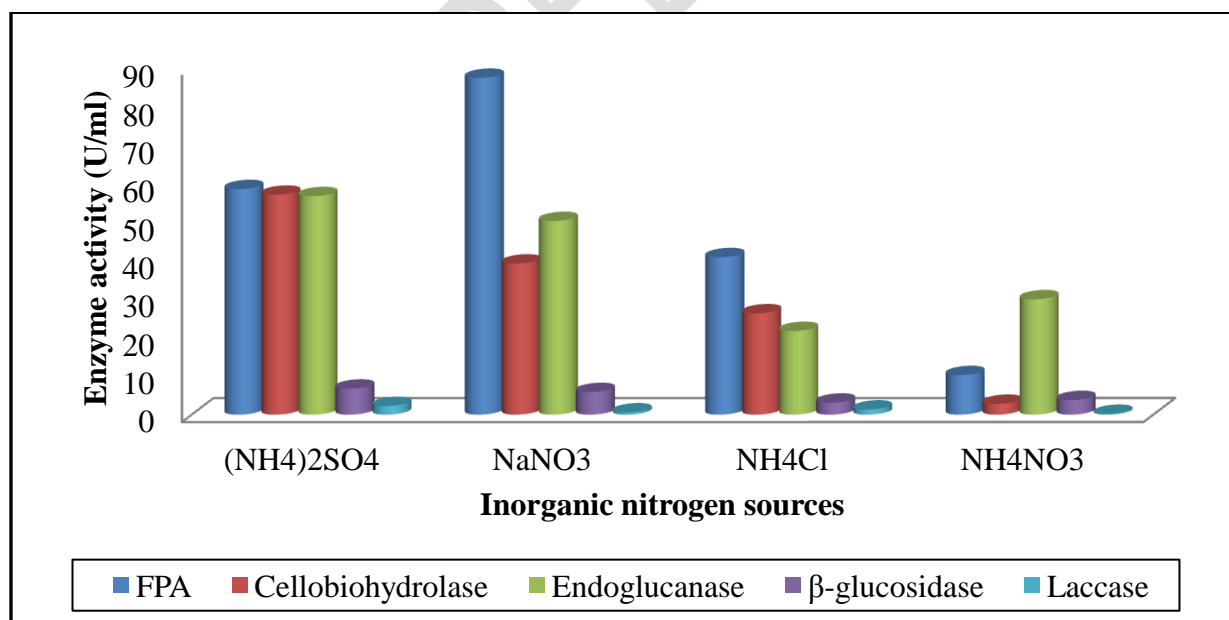
119 **Figure-2: Optimization of nitrogen source (organic) for lignocellulases production by *Curvularia***
120 ***pallescens***



121

122

123 **Figure-3: Optimization of nitrogen source (inorganic) for lignocellulases production by *Curvularia***
124 ***pallescens***

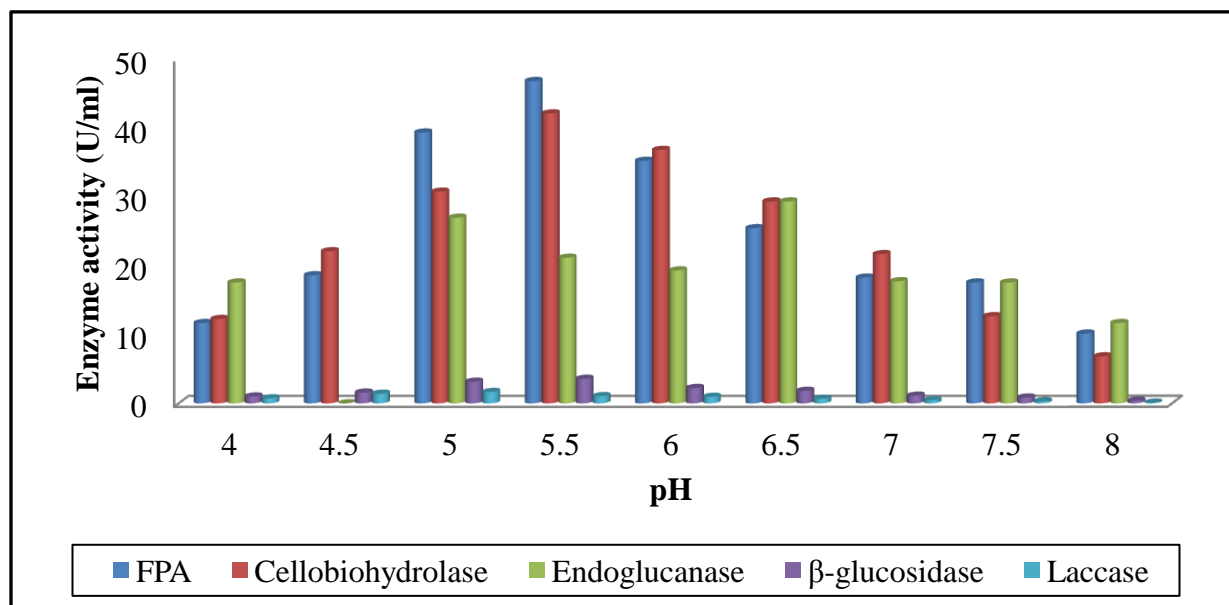


125

126

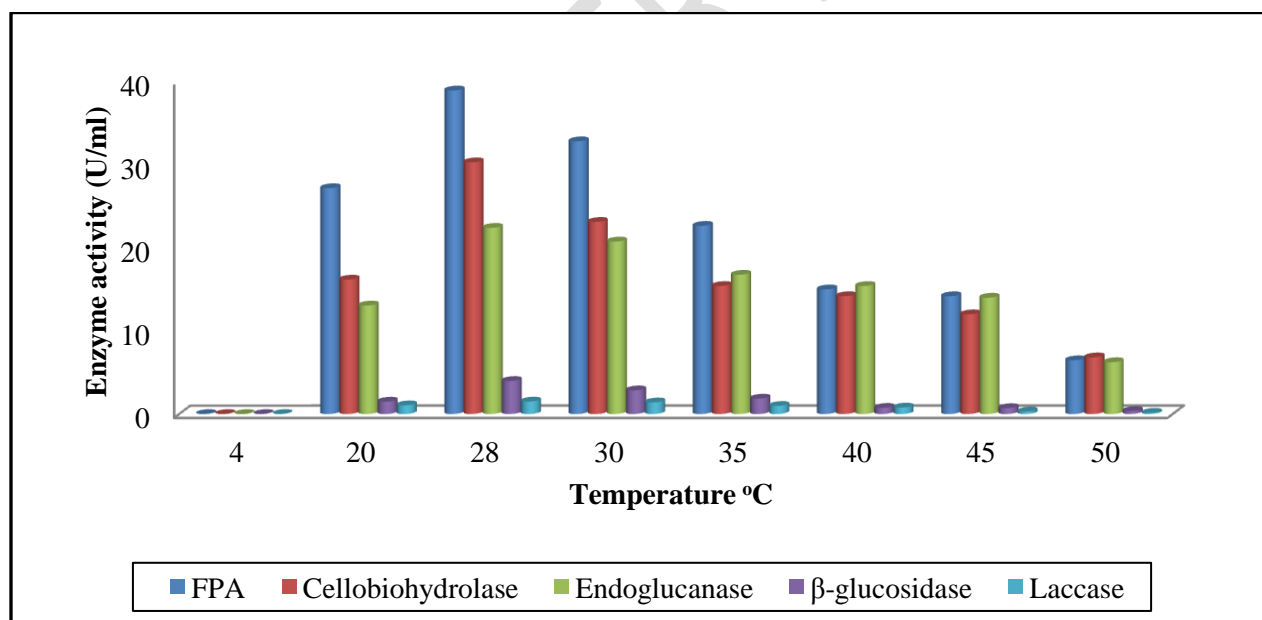
127

128 **Figure-4: Optimization of pH for lignocellulases production by *Curvularia pallescens***



129

130 **Figure-5: Optimization of temperature for lignocellulases production by *Curvularia pallescens***



131

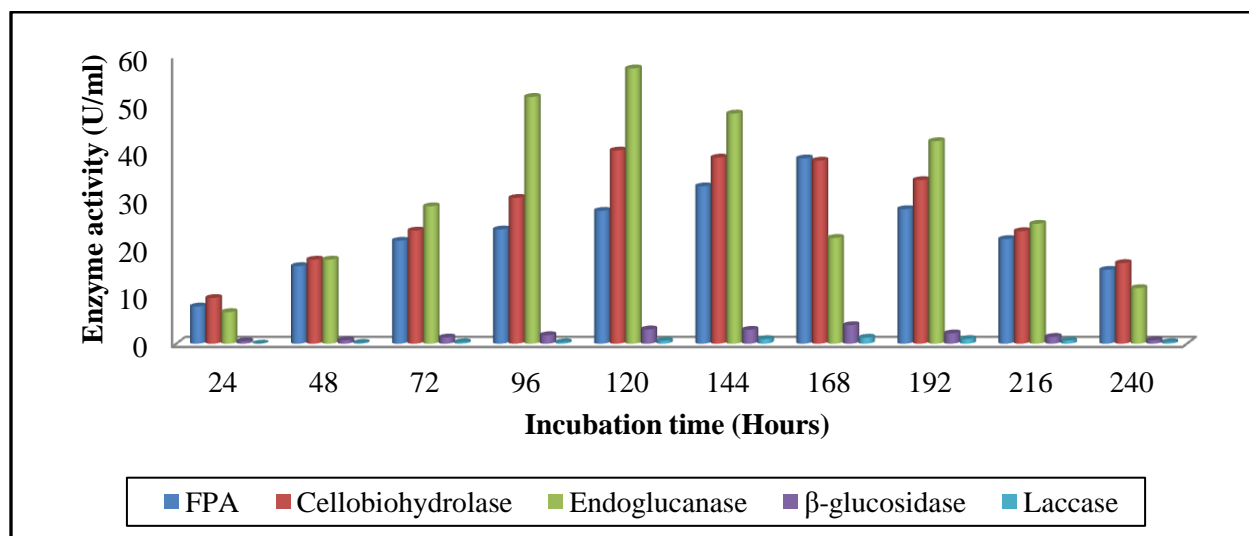
132

133

134

135

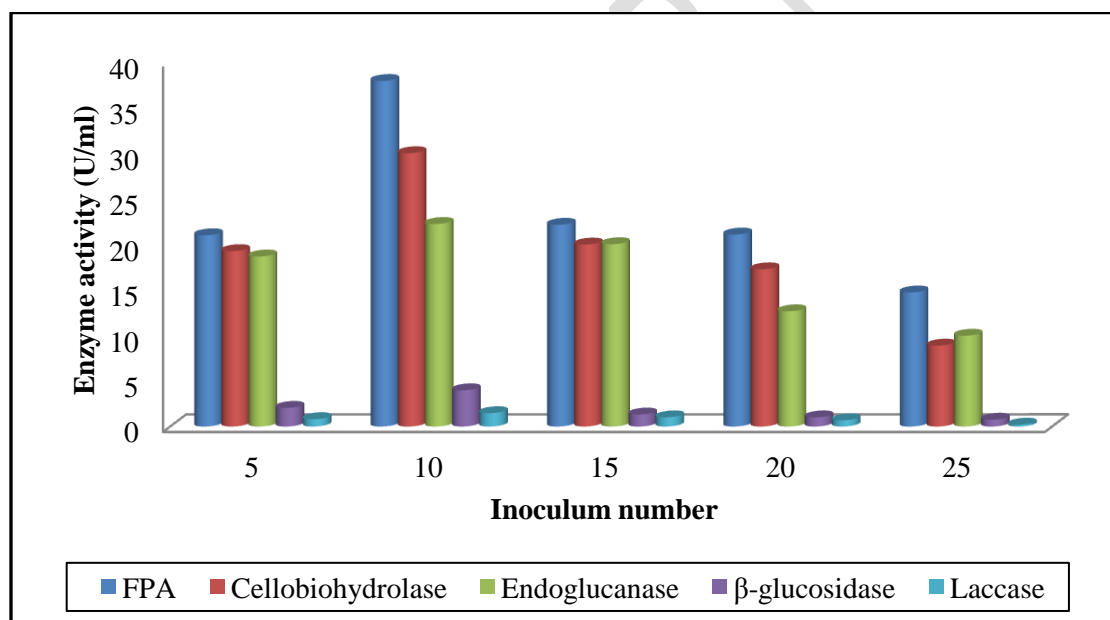
136 **Figure-6: Optimization of incubation time for lignocellulases production by *Curvularia pallescens***



137

138

139 **Figure-7: Optimization of inoculum size for lignocellulases production by *Curvularia pallescens***



140

141

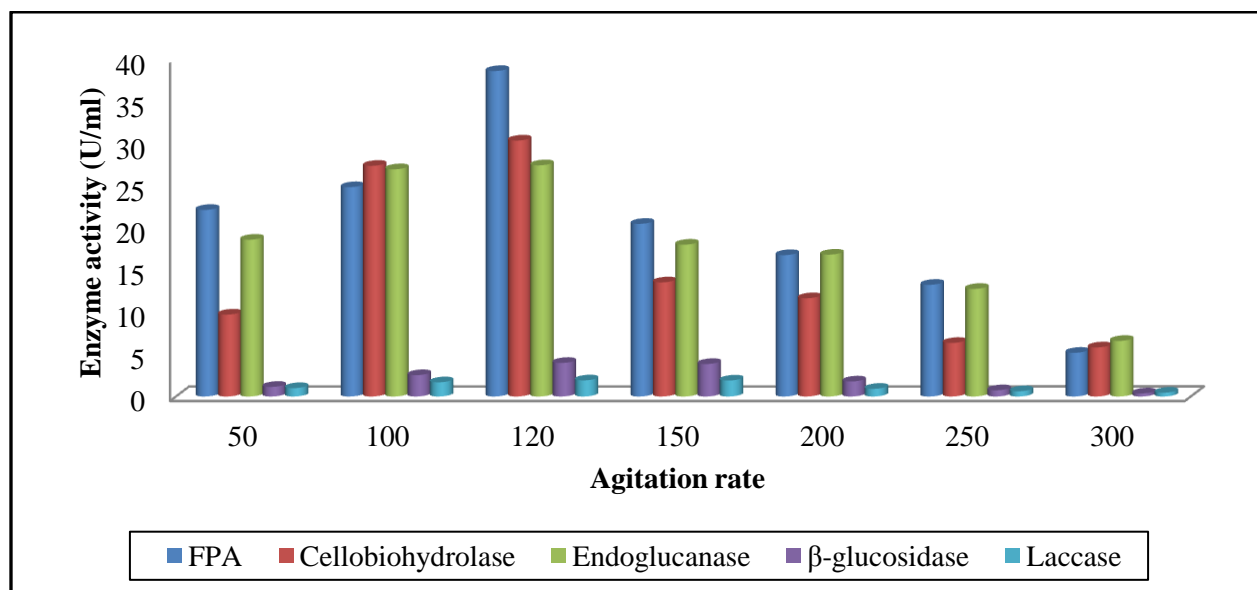
142

143

144

145

146 **Figure-8: Optimization of agitation rate for lignocellulases production by *Curvularia pallescens***



147

148

149

REFERENCES

- 150 • Acharya P. B., D. K. Acharya and H. A. Modi (2008). Optimization for cellulase production
151 by *Aspergillus niger* using saw dust as substrate. African Journal of Biotechnology Vol. 7
152 (22), pp. 4147-4152.
- 153 • Arora, D.S. and Gill, P.K. (2000). Laccase production by some white rot fungi under
154 different nutritional conditions. Bioresource Technol. 73: 283-285.
- 155 • Chellapandi Paulchamy and Jani Abha Apurvabhai (2009). Enhanced Endoglucanase
156 Production by Soil Isolates of *Fusarium* sp. and *Aspergillus* sp. through Submerged
157 Fermentation Process. Turkish Journal of Biochemistry–Turk J Biochem 34 (4) ; 209–214.
- 158 • Garcia KO, Munoz AM, Perez V, Rand, Huitron VC (2002). Mixed submerged fermentation
159 with two filamentous fungi for cellulolytic and xylanolytic enzyme production. Appl.
160 Biochem. Biotechnol., 1105(14): 98-100.
- 161 • Graca, M.A.S., and R.C.F. Perria, (1995). The ability of selected aquatic hypomycetes and
162 terrestrial fungi to decompose leaves in freshwater. Sydowia. 47(2):167 – 179.
- 163 • Gupta G.S., Prasad G. and Singh V.H., (1990). Removal of chrome dye from aqueous
164 solutions by mixed adsorbents: fly ash and coal, *Water Res.* 24, pp. 45–50.

- 165 • Haltrich, D., B. Nidetzky, K.D. Kulbe, W. Steiner and S. Zupancic. (1996). Production of
166 fungal xylanases. *Bioresour. Technol.*, 58: 137-161
- 167 • Hanif A., Yasmeen A., Rajoka M. I. (2004). Induction, production, repression, and de-
168 repression of exoglucanase synthesis in *Aspergillus niger*. *Bioresource Technology*. Vol. 94.
169 N 3. P. 311–319.
- 170 • Kang, S.W., Y.S. Park, J.S. Lee, S.I. Hong and S.W. Kim. (2004). Produciton of cellulases
171 and hemicellulases by *Aspergillus niger* KK2 from lignocellulosic biomass. *Bioresour.*
172 *Technol.*, 153-156
- 173 • Li Y, Lin J, Meng D, Lu J, Gu G, Mao Z (2006). Effect of pH, cultivation time and substrate
174 concentration on the Endoxylanase production by *Aspergillus awamori* ZH-26 under
175 submerged fermentation using central composite rotary design. *Food. Technol. Biotechnol.*,
176 44: 473- 477.
- 177 • Mandels, M., Andreotti, R. and Roche, C. (1976). Measurment of saccharifying cellulase. In
178 *Enzymatic Conversion of Cellulosic Materials: Technology and Applications. Biotechnology*
179 *& Bioengineering symposium*. 6:21-33
- 180 • Ojumu TV, Solomon BO, Betiku E, Layokun SK and Amigun B (2003). Cellulase
181 production by *Aspergillus flavus* Linn isolate NSPR 101 fermented in sawdust, bagasse and
182 corncob. *Afr. J Biotechnol*. 2(6): 150-152.
- 183 • Papinutti Leandro and Bernardo Lechner (2008). Influence of the carbon source on the
184 growth and lignocellulolytic enzyme production by *Morchella esculenta* strains. *J Ind*
185 *Microbiol Biotechnol* 35:1715–1721.
- 186 • Reddy V, Reddy P, Pillay B, Singh S (2002). The effect of aeration on the production of
187 hemicellulases by *Thermomyces lanuginosus* SSBP in a 30 l bioreactor. *Process Biochem.*
188 37: 1221-1228.
- 189 • Rosenberger, R. F., (1975). In *The Filamentous Fungi* (eds Smith, J. E. and Berry, D. R.),
190 Edward Arnold, London, vol. 2, pp. 328–342.
- 191 • Singh S, Pillay B, Dilsook V, Prior BA (2000). Production and properties of hemicellulases
192 by *Thermomyces lanuginosus* strain. *J. Appl. Microbiol*. 88: 975-982.
- 193
- 194
- 195
- 196