

Original Research Article

SCREENING OF ADULTERANTS IN SLIMMING HERBAL FORMULATION BY FTIR ANALYSIS

ABSTRACT

Herbal formulations are used worldwide during these days specifically as the remedy of some commonly occurring health problems such as diabetes, obesity and digestive disorder. As the use and demand of these herbal formulations has increased, cases of adulteration of herbal formulations with synthetic pharmaceuticals has also increased. The main reason behind the adulteration in herbal formulation with synthetic drug is to get commercial gain by increasing effectiveness of herbal formulation. As the use of Herbal slimming formulation is on rise in India due to increasing problem of obesity, therefore, the main aim of present study is to analyse the herbal slimming formulations present in Indian market for the presence of synthetic pharmaceuticals by FTIR method. Out of 20 herbal slimming formulation analysed, 7 herbal slimming samples were detected with the presence of synthetic drug such as Modafinil, Salbutamol, Phenolphthalein and Caffeine. In our study, FTIR has proven an effective method for screening of synthetic pharmaceutical in Herbal formulations.

Keywords: Herbal drugs, Adulteration, FTIR, synthetic drugs

1. INTRODUCTION

Nowadays people are moving towards the herbal medicines for their general health problems such as obesity due to fewer side effects in comparison with synthetic medicine and natural origin of herbal drugs [1]. A survey was conducted based on questionnaire prepared to investigate the preferences of public to various weight loss practices and extent of awareness about the hazardous effect of unhealthful ways to reduce weight. After interviewing 30,000 individuals (from different regions of Jordan), it was found that 74 % of participants preferred dietary restriction and exercise for weight loss practice, 25% preferred pharmaceutical herbal preparations and 15% used herbal remedies given by herbalists and 12% rely on conventional drug therapy. It was reported that the most frequent herbal formulation for this purpose was diuretics and weight loss pills consist of ephedrine [1].

The phytotherapeutic formulations are globally in use for the treatment of obesity and illegal synthetic pharmaceutical were found to be present in some of these phytotherapeutic formulations, that pose serious threat to health of user and continuous use of such adulterated herbal medicine may develop into adverse health problem [2,3]. According to a study conducted in Hong Kong, non-prescription slimming products were found to be adulterated with analogue of sibutramine and fenfluramine. Due to the harmful effects of these drugs three persons were hospitalized, one of them had liver failure and one has developed acute psychosis [3]. The problem of adulteration of herbal and dietary

supplements is worldwide problem, according to a literature out of 10 herbal slimming samples collected from Romania market three of them were found to be adulterated with illegal synthetic medicines [4]. A review literature on Chinese herbal medicine reported that adulterant present in herbal drugs includes corticosteroids which has serious adverse effect on consumer health. It was also reported in study that 24% herbal medicines are adulterated with one synthetic drug in Taiwan so strict quality control and regulatory measures is the need of the time to control this adulteration [5]. However, the sources of these adulterated herbal medicine is not only limited to local market as it is available through internet websites also [6]. Therefore the quality and safety measures of herbal product are matter of concern. In India, herbal medicines are regulated by the Ministry of Ayurveda, Yoga and Naturopathy, Unani, Siddha and Homoeopathy (AYUSH) [7] and guidelines by AYUSH should be followed strictly by manufacturers. From different literatures data, it was found that various techniques have been used till now to detect the presence of pharmaceutical drug in herbal medicines such as X-ray powder diffractometry, liquid chromatography [8], NMR[9] and HPTLC [10]. Study was conducted in India to assess the prevalence of abdominal obesity and generalized obesity among 309 people in rural area and it was found that combined obesity was 51.3% [11]. FTIR has many advantages like it is a non-destructive, fast and sensitive technique as it can produce the whole spectrum in single scan and process of scan takes only few seconds. The technique depends on the absorption of specific frequency by different molecules which determines its structure and this instrument has ability to measure all frequencies simultaneously. The sample preparation is also very easy and less time consuming. The KBr pellet technique has its own advantages like it do not interact with infrared rays and sample prepared in pellet form can be stored for longer period than in any other form. The design of instrument is also simple having only one moving part and gives better reliability .The overall technique is equipped with computerized data system which helps in producing more accurate and better results as it can perform different type of data processing tasks [12]. Increased demand of herbal medicine in India and increased adulteration rate in herbal medicine in different countries as discussed above, generated the purpose of the study to detect any possible presence of synthetic pharmaceutical as undeclared ingredient in herbal slimming formulations present in Indian Market by using a non-destructive technique FTIR.

2. MATERIAL AND METHODS

2.1 Sample Collection:

Twenty samples of Herbal slimming formulations were purchased from local stores, online shopping and some open herbal samples were also obtained which did not have ingredient list. Reference Standard of Modafinil, Caffeine, Phenolphthalein and Salbutamol was purchased from Indian Pharmacopoeia Commission, Ghaziabad, India and Pharma affiliates Pvt, Ltd, Chandigarh, India

2.2 Procedure for FTIR analysis

- i. FTIR Spectra were recorded in the wave number range of 4000-400 cm^{-1} using Potassium bromide on Perkin-Elmer FTIR spectrophotometer and compared with standard FTIR spectra. The KBr pellet was prepared and used for this study.
- ii. Herbal slimming formulations were in the forms of dry powder, tablets or capsules. Sample was prepared by grinding them until obtaining a homogeneous powder for FTIR analysis. Total twenty samples were taken from herbal slimming formulation category.

- iii. First weight the 1mg of dried powder of herbal medicines and 500mg of KBr. Dried powder extract was encapsulated in KBr pellet in order to prepare translucent sample discs. Then KBr pellet was scanned between the range of 4000cm^{-1} - 400cm^{-1} .
- iv. Fourier Transform Infrared Spectrophotometer (FTIR), as non-destructive technique, provide powerful tool to identify the functional group present in compound by interpreting annotated absorption spectrum.

3. RESULTS AND DISCUSSION

3.1 FTIR study of Herbal slimming formulation for presence of Caffeine:

The standard sample of Caffeine is showing the bands for N-H stretch at frequency 3419cm^{-1} and C=O stretch at 1661cm^{-1} . The medium intensity band for C-N stretch occurred at wave number 1026cm^{-1} in caffeine standard. The N-H bending appeared in standard sample of caffeine with a weak intensity band at wave number 1431cm^{-1} . A weak and sharp band for C=C bend at wave number 1600cm^{-1} was found in Caffeine. The region between 3000 and 2850cm^{-1} suggests the presence of aliphatic C-H stretch. In Caffeine spectrum, a weak sharp band at frequency 2957cm^{-1} indicates the presence of aliphatic C-H. IR spectra of herbal slimming samples S10 and S9 are almost matched with the spectra of standard Caffeine and comparison of characteristics absorption peaks of herbal samples with standard drug is given below in table no.1.

Table 1: Comparison of absorption peaks showing different functional groups in Standard sample with test (herbal) sample

Functional Group (Range in cm^{-1})	Standard Caffeine (in cm^{-1})	S10 (in cm^{-1})	S9 (in cm^{-1})
C=O (amide) (1630-1680)	1661	1684,	1651
N-H bend (amide) (1550-1640)	1431	1403	1430
C-N stretch (amine)(1000-1350)	1026	1031	1027
C=C stretch (1400-1600)	1600	1619	1552
N-H stretch(secondary amine)(3300-3500)	3419	3422	3399
C-H stretch (2800-300)	2957	2926	2930

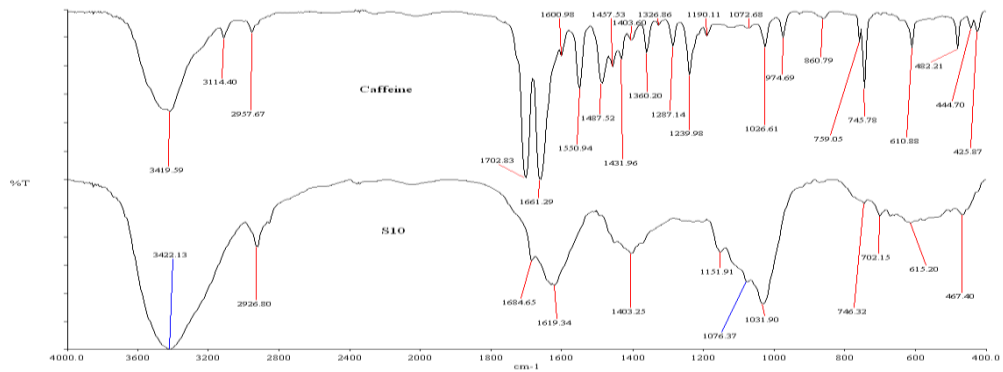


Fig. 1. FTIR overlapping spectra of standard caffeine and slimming herbal sample S10

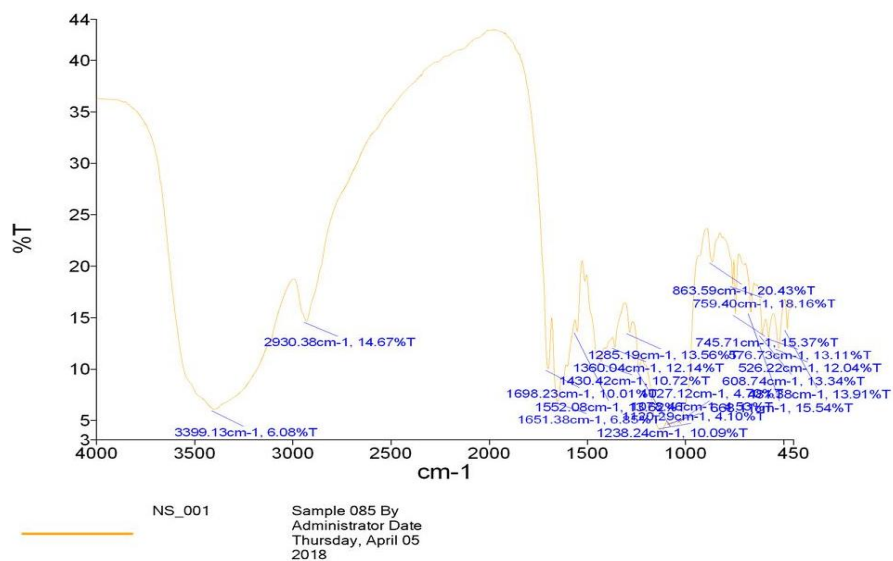


Fig. 2. FTIR spectra of slimming herbal sample S9

3.2 FTIR study of Herbal slimming formulation for presence of Modafinil:

In FTIR spectra of Modafinil aliphatic (N-H) stretching appeared at wavenumber 3416 cm^{-1} . Aliphatic C-H stretch band with very weak intensity was appeared at wave number 2926 cm^{-1} . Modafinil spectra showed C=O band for amide at 1686 cm^{-1} . A strong sharp band was occurred at wavenumber 701 cm^{-1} for C=C bending in standard sample and similarly IR spectra of herbal slimming samples S2 and S10 are almost matched with the spectra of standard Modafinil and comparison of characteristics absorption peaks of herbal samples with standard drug is given below in table no.2.

Table 2: Comparison of absorption peaks showing different functional groups in Standard sample with test (herbal) sample

Functional Group (Range in cm^{-1})	Standard Modafinil (in cm^{-1})	S2 (in cm^{-1})	S10 (in cm^{-1})
Aliphatic -NH stretching(3100-3500)	3416,	3422	3426.22
Aliphatic -CH stretching(2850-3000)	2926	2928	2926
-S=O(950-1150,)	1034	1035	1031
-C=O amide(1630-1680)	1686	1685	1684
C=C(bending))(665-730)	701	702	702
NH bend (amide)(1550-1640)	1637	1623	1619.34

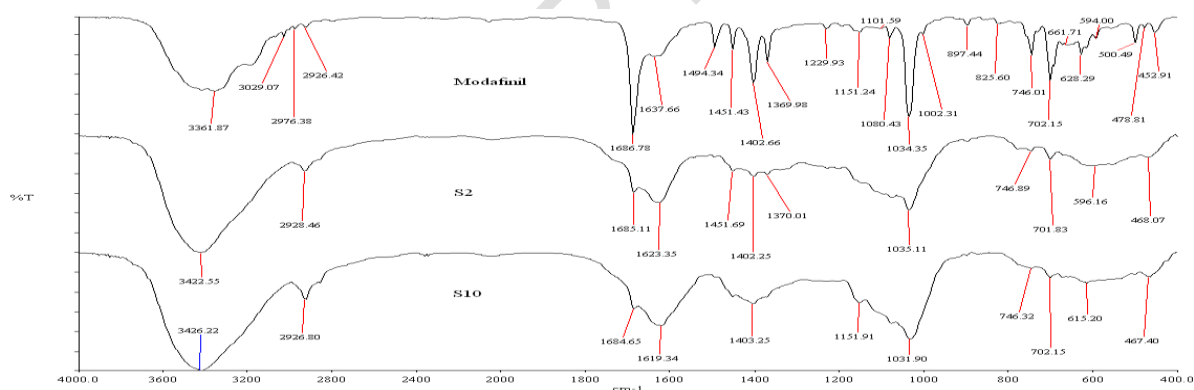


Fig.3 FTIR overlapping spectra of standard Modafinil and slimming herbal samples S2 and S10

3.3 FTIR study of Herbal slimming formulation for presence of Phenolphthalein:

In FTIR spectra, characteristic absorption peaks of Phenolphthalein was observed at wave number 3386 cm^{-1} for O-H stretching, at 2929 cm^{-1} for C-H stretching, at 1737 cm^{-1} for C=O, at 1093 cm^{-1} showing C-O-C stretch, at 1174 cm^{-1} C-O stretch (Phenol). IR spectra of herbal slimming samples S8 and S12 are matched with the spectra of standard Phenolphthalein and comparison of characteristics absorption peaks of herbal samples with standard drug is given below in table no.3.

Table 3: Comparison of absorption peaks showing different functional groups in Standard sample with test (herbal) sample

Functional Group (Range in cm^{-1})	Standard Phenolphthalein (in cm^{-1})	S8 (in cm^{-1})	S12 (in cm^{-1})
O-H stretching (3200-3500)	3386	3436	3419
C-H stretching (2850-3000)	2929	2927	2928.06
C=O (1735-1750) ester \ stretching	1737	1711	1721
C-O-(1000-1150) stretch	1093	1036	1036
C-O (1260-1050) Phenol	1174	1156	1164

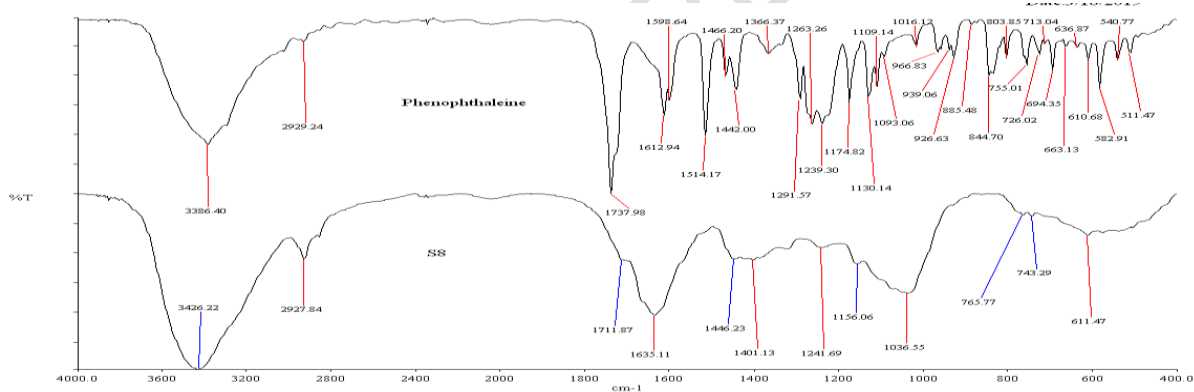


Fig. 4. FTIR overlapping spectra of standard Phenolphthalein and slimming herbal samples S8 and S12

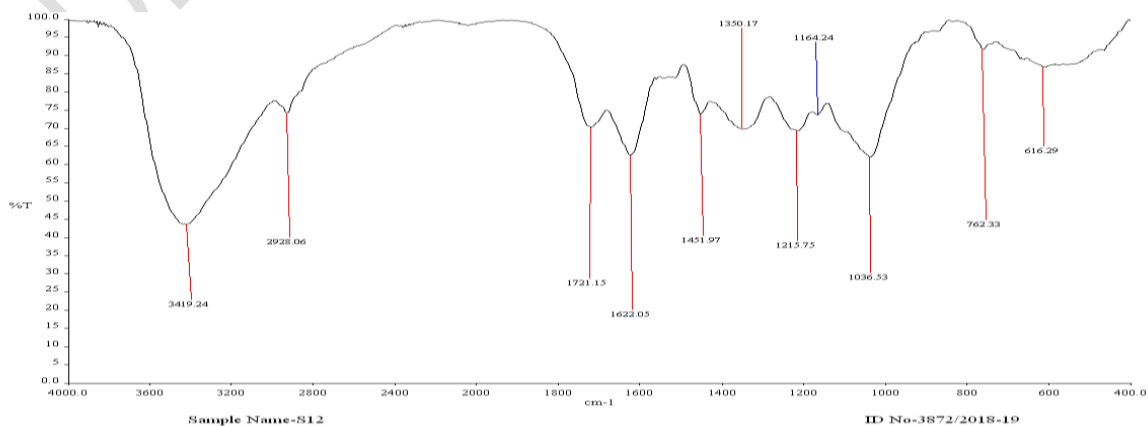


Fig. 5. FTIR spectra of slimming herbal sample S12

3.4 FTIR study of Herbal slimming formulation for presence of Salbutamol:

In FTIR spectra, characteristic absorption peaks of Salbutamol was observed at 3416 cm⁻¹ showing (O-H) stretching, at 2968 cm⁻¹ showing (C-H) stretching, at 1611 cm⁻¹ showing C=C stretching, at 1081 cm⁻¹ for (C-OH) stretch and at 616 cm⁻¹ showing C=C bending. IR spectra of herbal slimming samples S1, S6 and S8 are matched with the spectra of standard Salbutamol and comparison of characteristics absorption peaks of herbal samples with standard drug is given below in table no.4.

Table 4: Comparison of absorption peaks showing different functional groups in Standard sample with test (herbal) sample

Functional Group (Range in cm ⁻¹)	Standard Salbutamol (in cm ⁻¹)	S1 (in cm ⁻¹)	S6 (in cm ⁻¹)	S8 (in cm ⁻¹)
O-H stretching(3200-3400)	3416	3390.4	3404	3442
C-H stretching(2800-3000)	2968,	2930	2925	2927
C=C stretching(1600-1680)	1611,	1632,	1667	1635
C-OH stretching(1000-1260)	1081	1035	1021	1036
C=C bending (600-420)	616	606	610	611

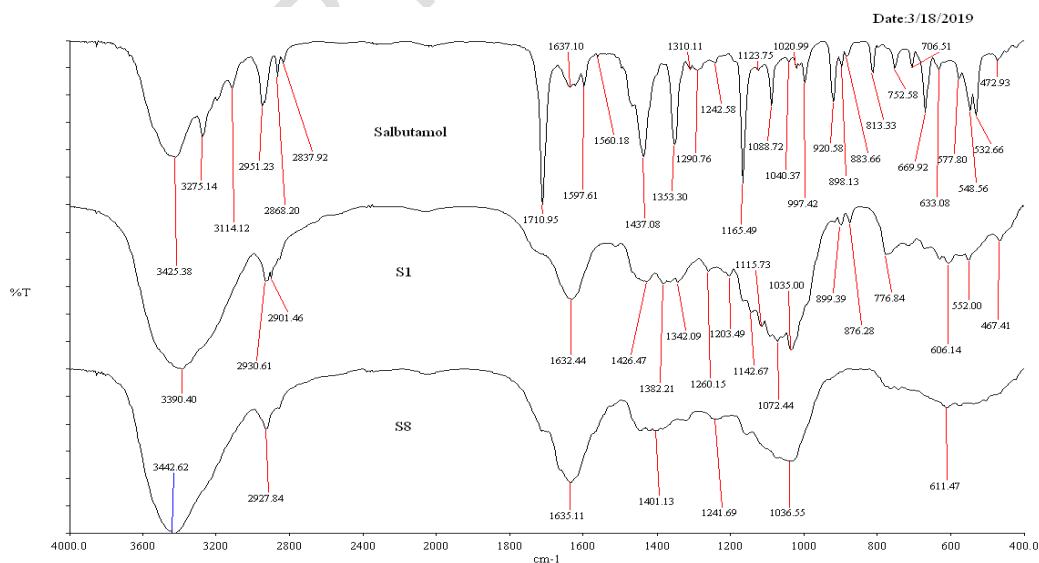
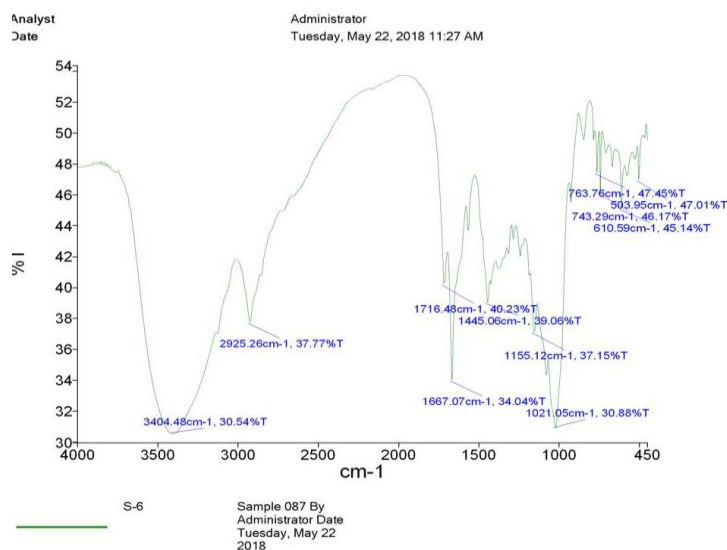


Fig:6. FTIR overlapping spectra of standard Salbutamol and slimming herbal samples S8 and S1



Fig;7. FTIR spectra of slimming herbal samples S6

3.4 Discussion:

FTIR study of 20 slimming herbal formulation taken from Indian market, shows presence of synthetic adulterants such as Modafinil, Salbutamol, Phenolphthalein & caffeine in 7 slimming herbal formulations. Many literatures from different countries has shown the problem of adulteration in herbal slimming formulation such as a study of adulteration of Herbal slimming formulation has been conducted in Romania which showed the presence of Sibutramine & Fluoxetine in herbal slimming formulation [2]. Another study of herbal slimming formulation conducted in Syria has found that these formulations are adulterated with Caffeine, Phenolphthalein, Sibutramine, Fluoxetine and Orlistat [13]. Synthetic adulterant present in herbal formulation are cause of concern as there can be adverse health event due to herb-drug interactions. As herbal formulation dosage is not strictly followed by user, amount of synthetic pharmaceutical adulterant in herbal formulation, taken by user remains unknown not only to user but also to physician. Long-term use of adulterated herbal slimming formulation may result into serious illness. Phenolphthalein, found in herbal slimming formulation in our study, was withdrawn from medicine due to carcinogenic effects [14]. Large doses of Caffeine can increase risk of hypertension and myocardial infarction. Salbutamol as adulterant may cause side-effect of headache, muscle cramp, dry mouth and other symptoms. Salbutamol is mainly used in the treatment of asthma but it also has contribution in weight loss process [15]. Medical tourism from western countries to south-east Asian countries has increased in recent times to herbal centers, thus it is essential that users become aware about adulteration in herbal formulation [16].

Use of FTIR for simultaneous detection of group of adulterants in herbal formulation provided a fast and sensitive technique with minimal sample preparation can be done easily, thus, it was preferred over other method for screening of adulterants in herbal formulation. Other traditional methods which are laborious and time consuming, FTIR provides easy, effective and efficient approach for solving the problem of detecting adulteration.

4. CONCLUSION

This study concluded that the herbal products, which are containing the list of only plant extract or their parts on label/ingredient list, may contain synthetic pharmaceutical substances. This study shows that out of 20 samples of herbal slimming formulation, seven herbal samples were detected with the presence of synthetic pharmaceuticals in which two samples were detected with Caffeine, two samples with Modafinil, three samples with Salbutamol and two samples with Phenolphthalein. Nowadays, demand of herbal formulations has increased vastly due to high availability in India, misleading advertisements which shows that such products are 100 percent herbal and do not have any side effects, cultural acceptability and low cost. The quality and safety of herbal drugs should be tested and strict government control and regulation of their marketing and sale are recommended.

CONSENT (WHERE EVER APPLICABLE)

Not Applicable

ETHICAL APPROVAL (WHERE EVER APPLICABLE)

Not Applicable

COMPETING INTERESTS DISCLAIMER:

Authors have declared that no competing interests exist. The products used for this research are commonly and predominantly use products in our area of research and country. There is absolutely no conflict of interest between the authors and producers of the products because we do not intend to use these products as an avenue for any litigation but for the advancement of knowledge. Also, the research was not funded by the producing company rather it was funded by personal efforts of the authors.

REFERENCES

1. Al-Safi SA, Ayoub NM, Ayoub AM, Al-Momany E, Al-Doghim I, AlBalas M, et al. Public awareness of the abuse of herbs and drugs to decrease body weight: a novel national survey in Jordan. *J Public Health*. 2008;16(3):205–13.
2. Carvalho LM, Martini M, Moreira APL, Lima APS, Correia D, Falcao T, et al. Presence of synthetic pharmaceuticals as adulterants in slimming phytotherapeutic formulations and their analytical determination. *Forensic Science International*. 2011; 204:6–12.
3. Yuen Lai Poon, SW Ng, Albert C, Tony WLM. Adulteration of over-the-counter slimming products with pharmaceutical analogues—an emerging threat. *Hong Kong Med J*. 2007; 13(3):13:216-20.

4. Popescu AM, Radu GL. Detection of adulterants by and GC-MS in herbal slimming food supplements. *Universitatea Politehnica Bucuresti Scientific Bulletin, Series B.* 2015; 77(4):221-230.
5. Ernst E. Adulteration of Chinese herbal medicines with synthetic drugs: a systematic review. *J Intern Med.* 2002;252(2):107–13.
6. Morris CA, Avorn J. Internet marketing of herbal products. *JAMA.* 2003;290(11):1505–9.
7. Ministry of AYUSH [Internet]. *Indianmedicine.nic.in.* [cited 28 March 2016]. Available from: <http://www.indianmedicine.nic.in/index.asp>.
8. K. Stypułkowska, A. Błażewicz, J. Maurin, K. Sarna, Z. Fijałek, X-ray powder diffractometry and liquid chromatography studies of sibutramine and its analogues content in herbal dietary supplements, *Journal of Pharmaceutical and Biomedical Analysis* **56**, 2011, 969 -975.
9. Vaysse J, Stéphane Véronique G, Denis D, Malet- Martino M, Martino R. Analysis of Adulterated Herbal Medicines and Dietary Supplements Marketed for Weight Loss by DOSY 1H NMR. *Journal of Food Additives and Contaminants.* 2010; 27(07): 903-916.
10. Mathon, Caroline & Ankli, Anita & Reich, Eike & Bieri, Stefan & Christen, Philippe. (2014). HPTLC determination of sibutramine in adulterated herbal slimming supplements. *Camag Bibliography Service.* CBS 112.
11. Vaidya, A. D. B., & Devasagayam, T. P. A. (2007). Current status of herbal drugs in India: An overview. *Journal of Clinical Biochemistry and Nutrition*, 41(1), 1–11. <https://doi.org/10.3164/jcbn.2007001>
12. Hsu, C. S. *Handbook of Instrumental Techniques for Analytical Chemistry.*
13. Hammadi, R., & Amer. Almardini, M. (2014). A fully validated HPLC-UV method for quantitative and qualitative determination of six adulterant drugs in natural slimming dietary supplements. *International Journal of Pharmaceutical Sciences Review and Research*, 29(1), 171–174.
14. Khazan, M., Hedayati, M., Kobarfard, F., Askari, S., & Azizi, F. (2014). Identification and determination of synthetic pharmaceuticals as adulterants in eight common herbal weight loss supplements. *Iranian Red Crescent Medical Journal*, 16(3). <https://doi.org/10.5812/ircmj.15344>
15. Liu, A. G., Arceneaux, K. P., Chu, J. T., Jacob, G., Schreiber, A. L., Tipton, R. C., Primeaux, S. D. (2015). The effect of caffeine and albuterol on body composition and metabolic rate. *Obesity*, 23(9), 1830–1835. <https://doi.org/10.1002/oby.21163>
16. Farrington, R., Musgrave, I., Nash, C., & Byard, R. W. (2018). Potential forensic issues in overseas travellers exposed to local herbal products. *Journal of Forensic and Legal Medicine*, 60, 1–2. <https://doi.org/10.1016/j.jflm.2018.08.003>